



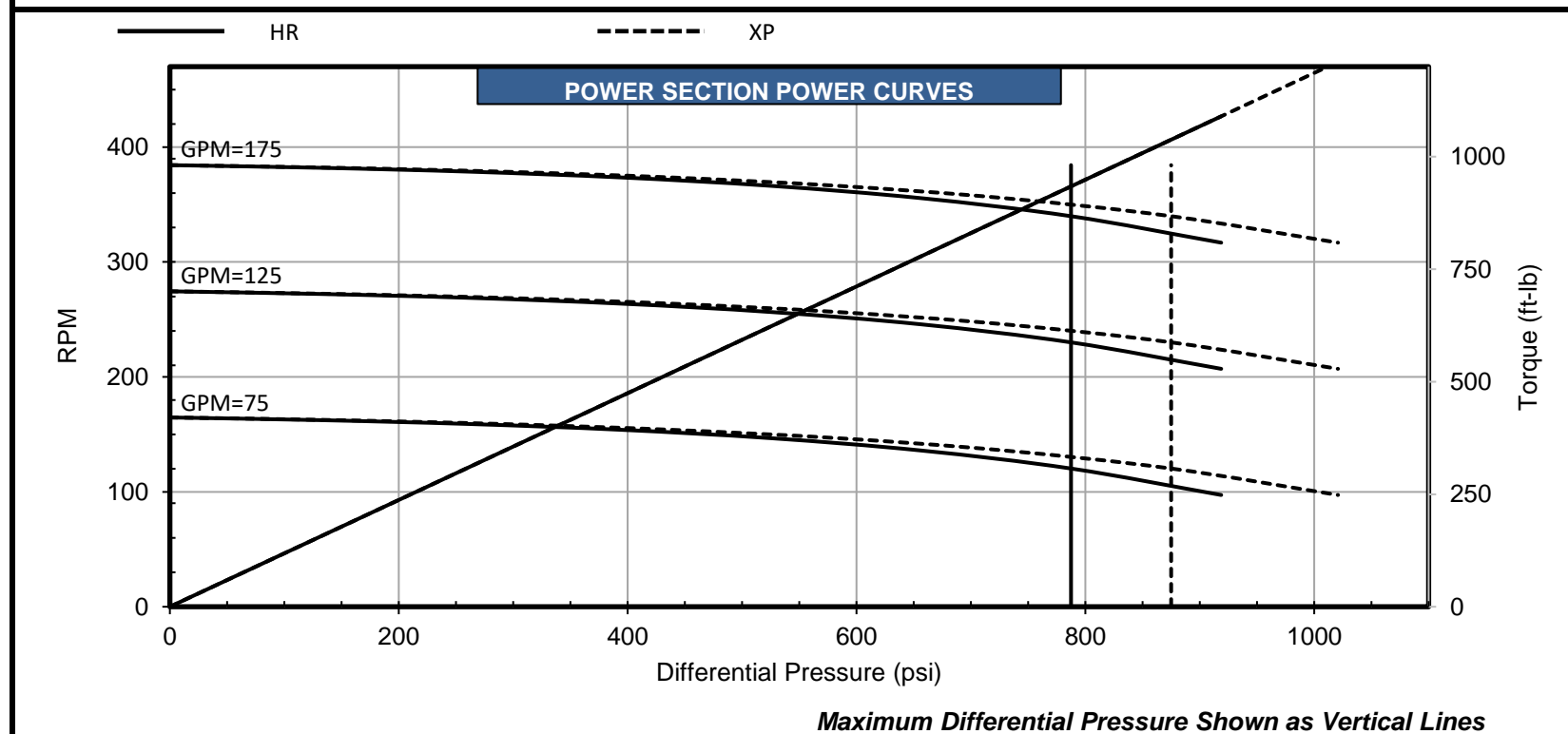
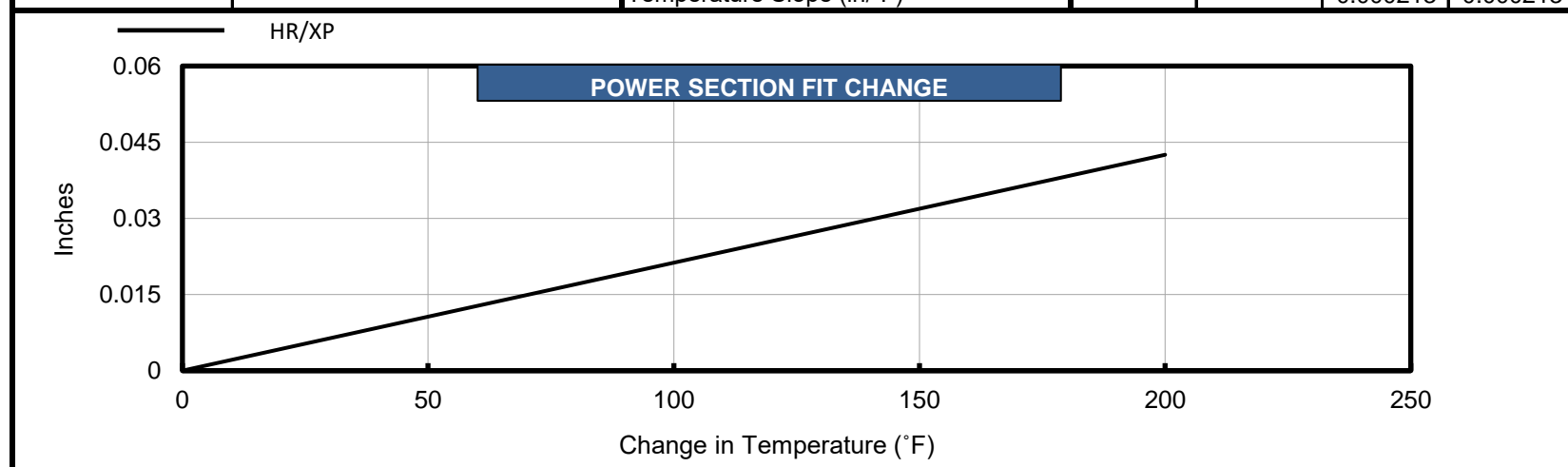
POWER SECTION

FIT INFORMATION - MINOR DIAMETER (in)					ROTOR SPECIFICATIONS		STATOR SPECIFICATIONS	
Stator Size	NBR-1A	DynaPower			(in)	(in)		(in)
		XR	HR	XP				
1 Undersize					Overall Length	85.8	Overall Length	88.0
Standard					Contour Length	79.5	Rubber Cutback #1**	5.3
1 Oversize			1.880	1.880*	Eccentricity	0.159	Rubber Cutback #2**	5.3
2 Oversize					Major Diameter	2.167	Tube O.D.	3.13
Nominal Fit at 75°F					Head Diameter	1.880	Tube I.D.	2.56
1 Undersize					Weight (lb)	88	Weight (lb)	79
Standard					Material	17-4SS	Number of Stages	3.5
1 Oversize			-0.030	-0.030*	Thread Form**	1.4-10 SA		
2 Oversize								

*Pending production measurements

** Alternate or custom thread forms and cutbacks are available upon request

PERFORMANCE SPECIFICATIONS						
			NBR-1A	XR	HR	XP
Torque Slope	1.186 ft-lb/psi	Max. Diff. Press. (psi)			790	880
Flow Range	75 to 175 GPM	Max. Torque (ft-lb)			930	1040
RPG	2.196 rev/gal	Stall Diff. Press. (psi)			1180	1310
Speed Range	165 to 384 RPM	Stall Torque (ft-lb)			1400	1560
Off Bottom Press.	97 psi	Max. Recommended (HP)			60	67
		PSI Per Stage			225	250
		PSI Per Cavity			49	55
		Temperature Slope (in/°F)			0.000213	0.000213



Operating a power section above the maximum recommended differential pressure will reduce stator life. Performance curves are for reference only. Actual power section performance may vary depending on the down hole temperature and rotor/stator fit. Performance data are subject to change without notice. Power calculation is based on maximum RPM and full torque. Stator sizes subject to change without notice.



POWER SECTION

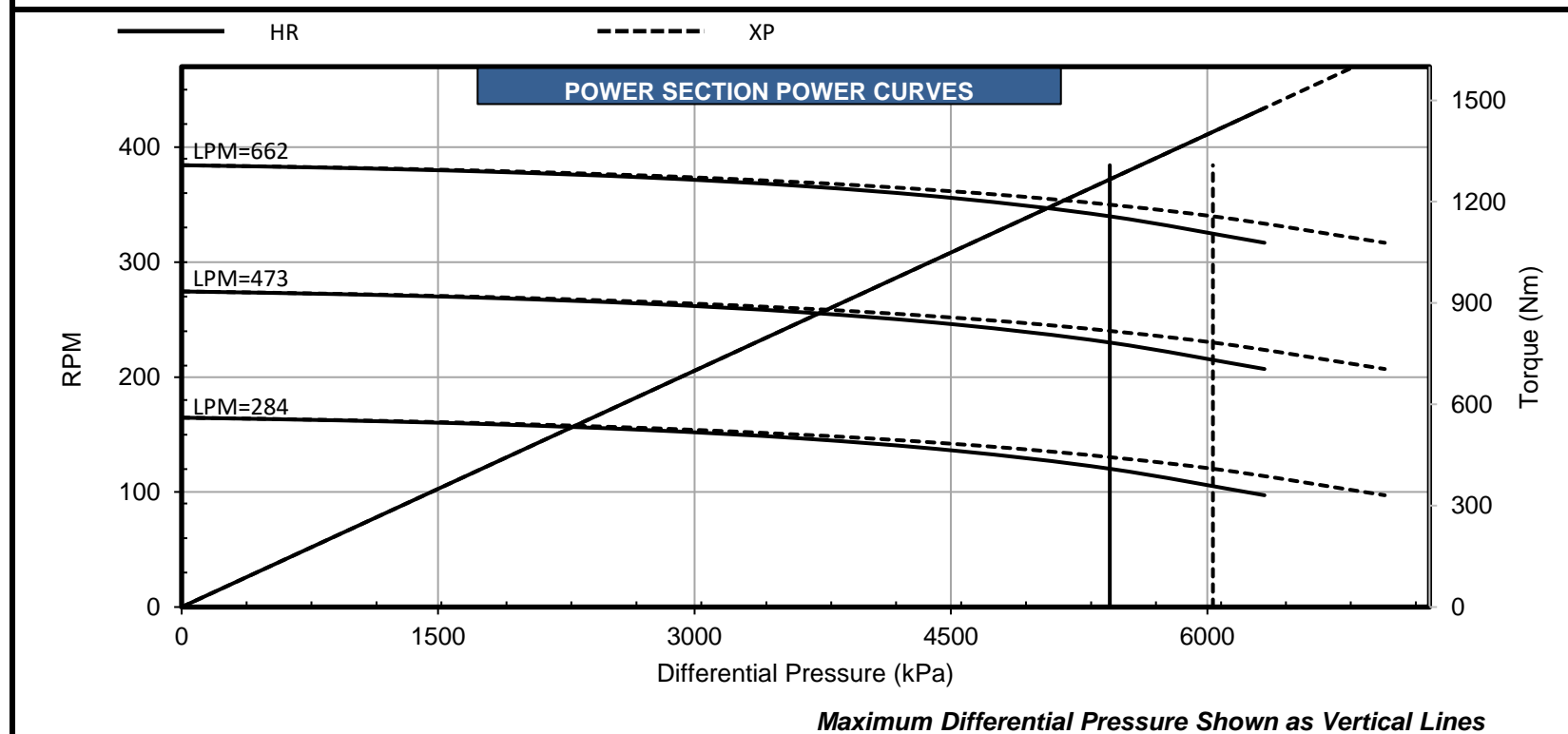
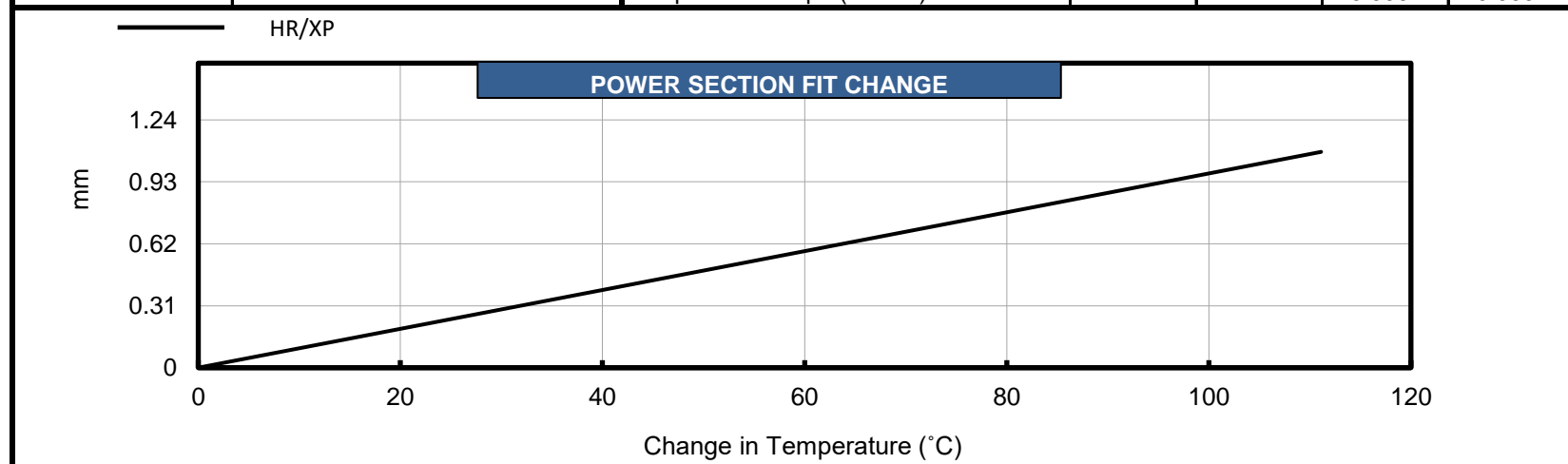
FIT INFORMATION - MINOR DIAMETER (mm)				
Stator Size	NBR-1A	DynaPower		
		XR	HR	XP
1 Undersize				
Standard				
1 Oversize			47.75	47.75*
2 Oversize				
Nominal Fit at 75°F				
1 Undersize				
Standard				
1 Oversize			-0.76	-0.76*
2 Oversize				

ROTOR SPECIFICATIONS		STATOR SPECIFICATIONS	
	(mm)		(mm)
Overall Length	2179.3	Overall Length	2235.2
Contour Length	2019.3	Rubber Cutback #1**	134.6
Eccentricity	4.03	Rubber Cutback #2**	134.6
Major Diameter	55.04	Tube O.D.	79.5
Head Diameter	47.75	Tube I.D.	65.0
Weight (kg)	40	Weight (kg)	36
Material	17-4SS	Number of Stages	3.5
Thread Form**	1.4-10 SA		

*Pending production measurements

** Alternate or custom thread forms and cutbacks are available upon request

PERFORMANCE SPECIFICATIONS						
			NBR-1A	XR	HR	XP
Torque Slope	0.233 Nm/kPa	Max. Diff. Press. (kPa)			5447	6067
Flow Range	284 to 662 Litre/min	Max. Torque (Nm)			1261	1410
RPG	0.580 rev/litre	Stall Diff. Press. (kPa)			8136	9032
Speed Range	165 to 384 RPM	Stall Torque (Nm)			1898	2115
Off Bottom Press.	669 kPa	Max. Recommended (kW)			45	50
		kPa Per Stage			1551	1724
		kPa Per Cavity			338	379
		Temperature Slope (mm/°C)			0.0097	0.0097



Operating a power section above the maximum recommended differential pressure will reduce stator life. Performance curves are for reference only. Actual power section performance may vary depending on the down hole temperature and rotor/stator fit. Performance data are subject to change without notice. Power calculation is based on maximum RPM and full torque. Stator sizes subject to change without notice.