



POWER SECTION

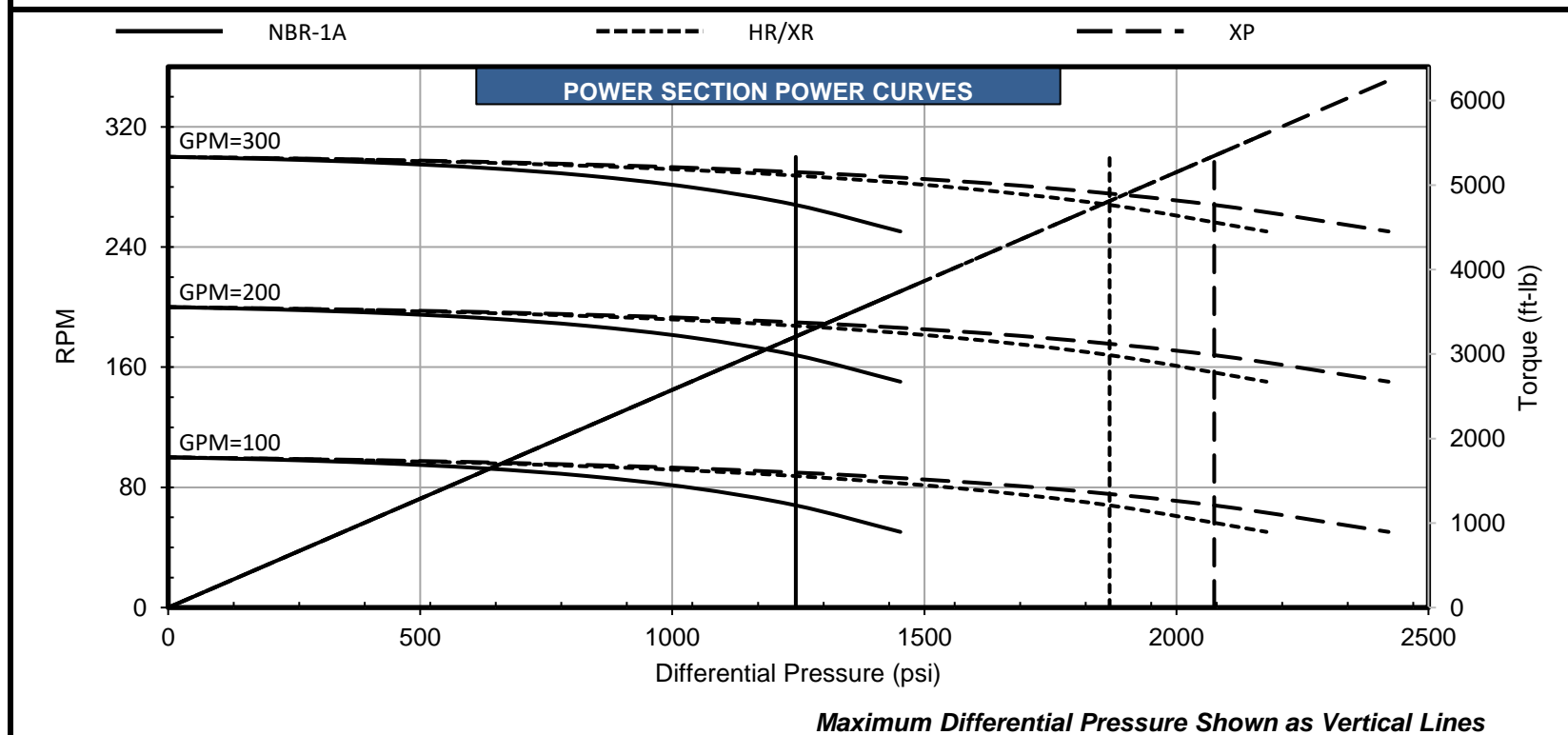
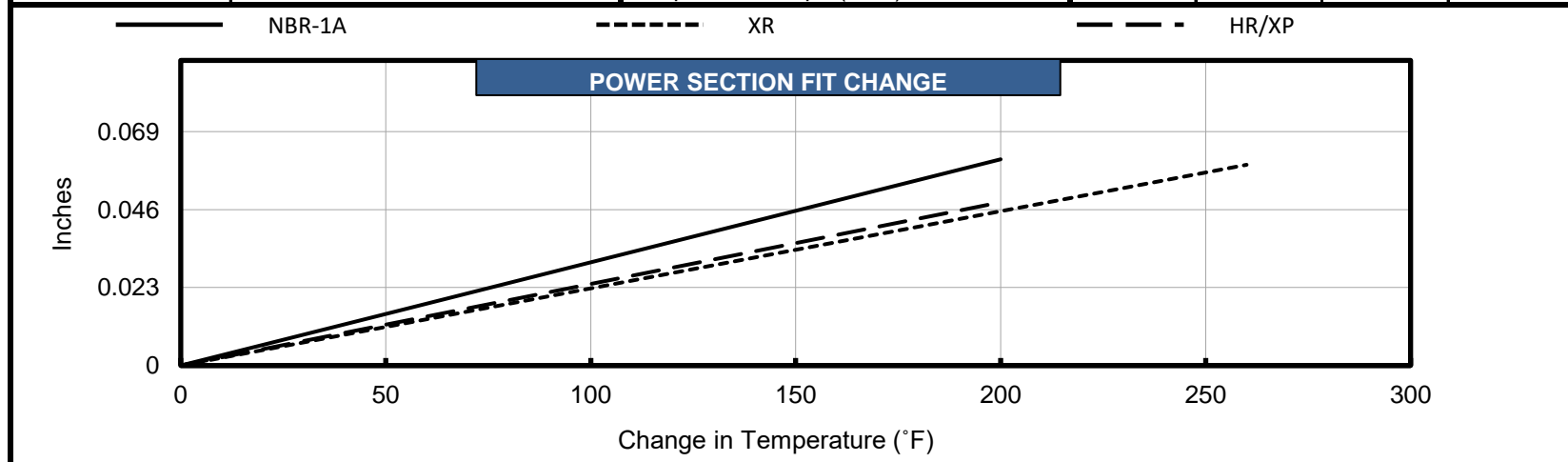
FIT INFORMATION - MINOR DIAMETER (in)				
Stator Size	NBR-1A	DynaPower		
		XR	HR	XP
Standard	2.489	2.500	2.489	2.489*
1 Oversize	2.517	2.523	2.515	2.515*
2 Oversize		2.535	2.530	2.530*
3 Oversize	2.540			
Nominal Fit at 75°F				
Standard	0.013	0.002	0.013	0.013*
1 Oversize	-0.015	-0.021	-0.013	-0.013*
2 Oversize		-0.033	-0.028	-0.028*
3 Oversize	-0.038			

ROTOR SPECIFICATIONS		STATOR SPECIFICATIONS	
	(in)		(in)
Overall Length	229.4	Overall Length	242.6
Contour Length	223.4	Rubber Cutback #1**	8.0
Eccentricity	0.207	Rubber Cutback #2**	11.0
Major Diameter	2.916	Tube O.D.	4.75
Head Diameter	2.750	Tube I.D.	3.75
Weight (lb)	267	Weight (lb)	505
Material	17-4SS	Number of Stages	8.3
Thread Form**	2 3/8 Hughes External Flush Mod Flat		

*Pending production measurements

** Alternate or custom thread forms and cutbacks are available upon request

PERFORMANCE SPECIFICATIONS						
			NBR-1A	XR	HR	XP
Torque Slope	2.576 ft-lb/psi	Max. Diff. Press. (psi)	1250	1870	1870	2080
Flow Range	100 to 300 GPM	Max. Torque (ft-lb)	3210	4810	4810	5350
RPG	1.000 rev/gal	Stall Diff. Press. (psi)	1870	2800	2800	3110
Speed Range	100 to 300 RPM	Stall Torque (ft-lb)	4810	7220	7220	8020
Off Bottom Press.	116 psi	Max. Recommended (HP)	164	246	246	273
		PSI Per Stage	150	225	225	250
		PSI Per Cavity	28	42	42	46
		Temperature Slope (in/°F)	0.000304	0.000228	0.000241	0.000241



Operating a power section above the maximum recommended differential pressure will reduce stator life. Performance curves are for reference only. Actual power section performance may vary depending on the down hole temperature and rotor/stator fit. Performance data are subject to change without notice. Power calculation is based on maximum RPM and full torque. Stator sizes subject to change without notice.



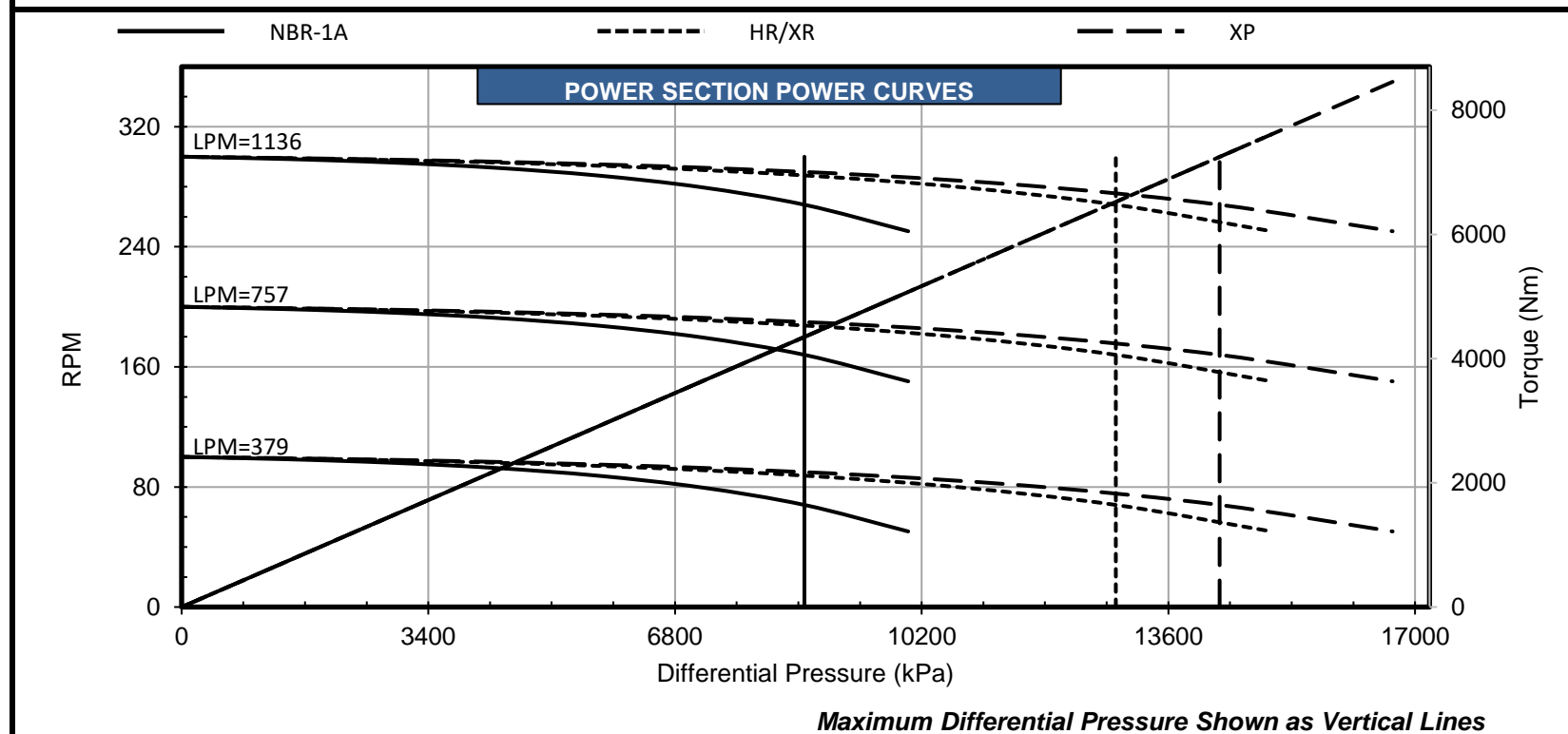
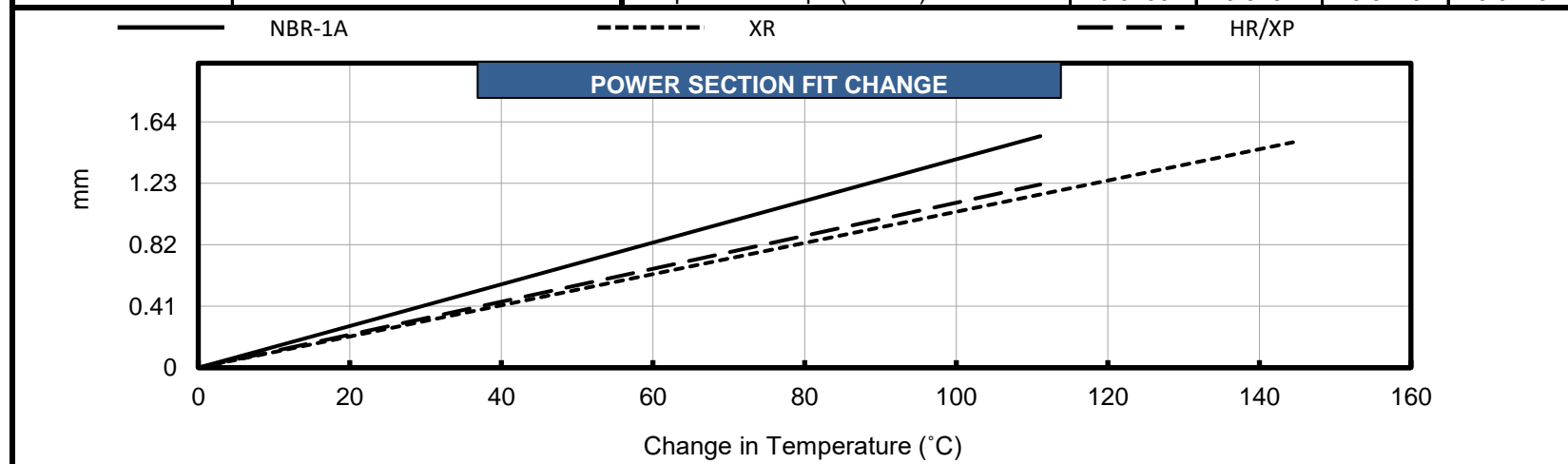
POWER SECTION

FIT INFORMATION - MINOR DIAMETER (mm)					ROTOR SPECIFICATIONS		STATOR SPECIFICATIONS	
Stator Size	NBR-1A	DynaPower			(mm)	(mm)	(mm)	(mm)
		XR	HR	XP				
Standard	63.22	63.50	63.22	63.22*	Overall Length	5826.8	Overall Length	6162.0
1 Oversize	63.93	64.08	63.88	63.88*	Contour Length	5674.4	Rubber Cutback #1**	203.2
2 Oversize		64.39	64.26	64.26*	Eccentricity	5.26	Rubber Cutback #2**	279.4
3 Oversize	64.52				Major Diameter	74.07	Tube O.D.	120.7
Nominal Fit at 75°F					Head Diameter	69.85	Tube I.D.	95.3
Standard	0.33	0.05	0.33	0.33*	Weight (kg)	121	Weight (kg)	229
1 Oversize	-0.38	-0.53	-0.33	-0.33*	Material	17-4SS	Number of Stages	8.3
2 Oversize		-0.84	-0.71	-0.71*	Thread	2 3/8 Hughes External		
3 Oversize	-0.97				Form**	Flush Mod Flat		

*Pending production measurements

** Alternate or custom thread forms and cutbacks are available upon request

PERFORMANCE SPECIFICATIONS						
			NBR-1A	XR	HR	XP
Torque Slope	0.507 Nm/kPa	Max. Diff. Press. (kPa)	8618	12893	12893	14341
Flow Range	379 to 1136 Litre/min	Max. Torque (Nm)	4352	6521	6521	7254
RPG	0.264 rev/litre	Stall Diff. Press. (kPa)	12893	19305	19305	21443
Speed Range	100 to 300 RPM	Stall Torque (Nm)	6521	9789	9789	10874
Off Bottom Press.	800 kPa	Max. Recommended (kW)	122	183	183	204
		kPa Per Stage	1034	1551	1551	1724
		kPa Per Cavity	193	290	290	317
		Temperature Slope (mm/°C)	0.0139	0.0104	0.0110	0.0110



Maximum Differential Pressure Shown as Vertical Lines

Operating a power section above the maximum recommended differential pressure will reduce stator life. Performance curves are for reference only. Actual power section performance may vary depending on the down hole temperature and rotor/stator fit. Performance data are subject to change without notice. Power calculation is based on maximum RPM and full torque. Stator sizes subject to change without notice.