



POWER SECTION

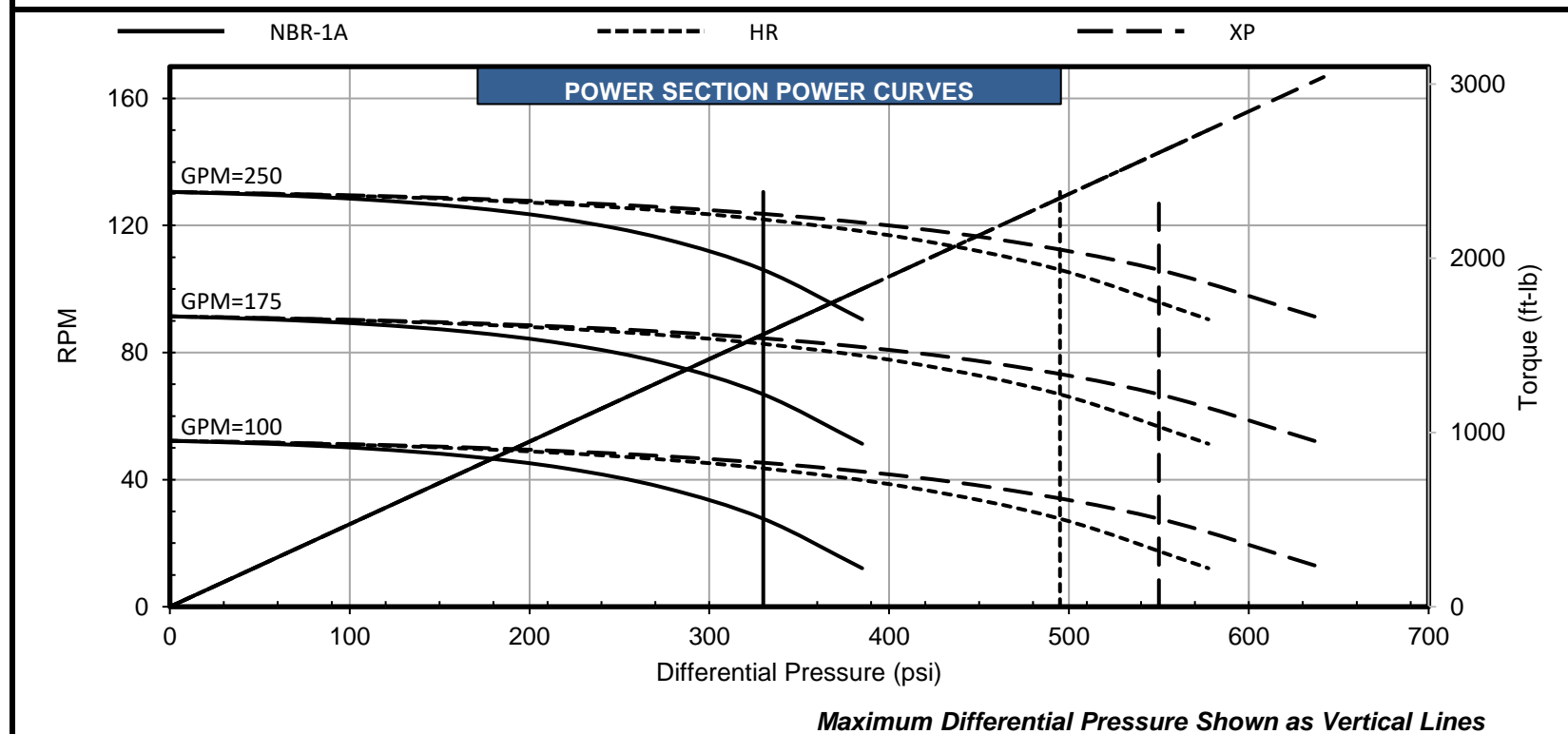
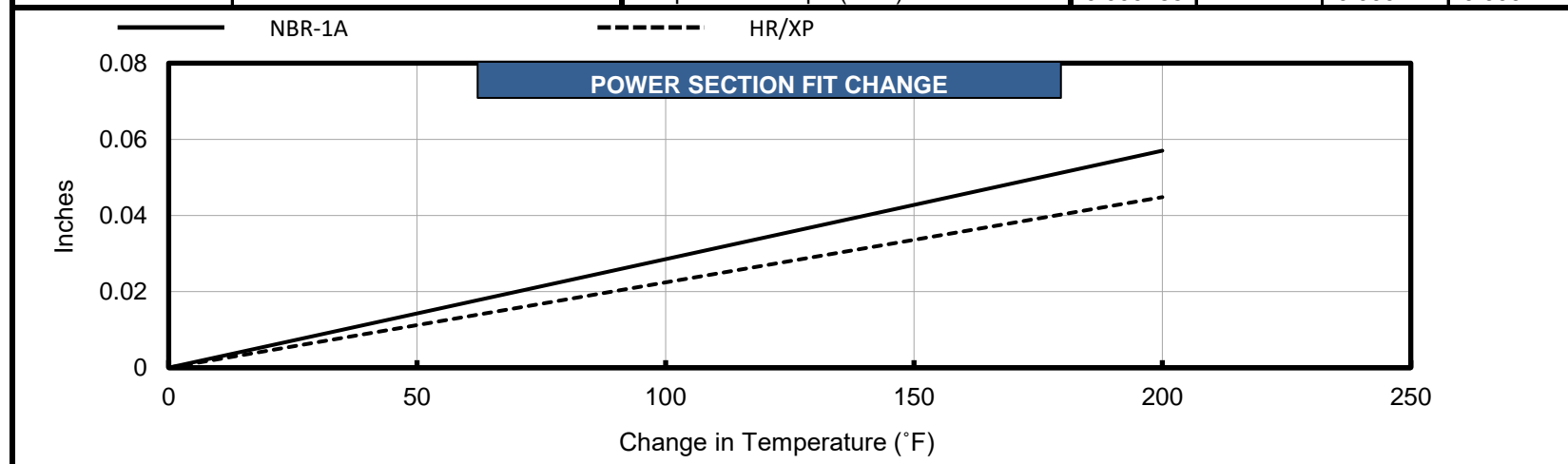
FIT INFORMATION - MINOR DIAMETER (in)				
Stator Size	NBR-1A	DynaPower		
		XR	HR	XP
1 Undersize			2.570	2.570*
Standard	2.581		2.584	2.584*
1 Oversize	2.602			
2 Oversize			2.625	2.625*
Nominal Fit at 75°F				
1 Undersize			0.030	0.030*
Standard	0.019		0.016	0.016*
1 Oversize	-0.002			
2 Oversize			-0.025	-0.025*

*Pending production measurements

ROTOR SPECIFICATIONS		STATOR SPECIFICATIONS	
	(in)		(in)
Overall Length	107.0	Overall Length	122.0
Contour Length	101.0	Rubber Cutback #1**	8.0
Eccentricity	0.168	Rubber Cutback #2**	8.0
Major Diameter	2.936	Tube O.D.	5.00
Head Diameter	2.750	Tube I.D.	3.75
Weight (lb)	136	Weight (lb)	315
Material	17-4SS	Number of Stages	2.2
Thread Form**	2 3/8 Hughes External Flush Mod Flat		

** Alternate or custom thread forms and cutbacks are available upon request

PERFORMANCE SPECIFICATIONS						
			NBR-1A	XR	HR	XP
Torque Slope	4.738 ft-lb/psi	Max. Diff. Press. (psi)	330		500	550
Flow Range	100 to 250 GPM	Max. Torque (ft-lb)	1560		2350	2610
RPG	0.522 rev/gal	Stall Diff. Press. (psi)	500		740	830
Speed Range	52 to 131 RPM	Stall Torque (ft-lb)	2350		3520	3910
Off Bottom Press.	52 psi	Max. Recommended (HP)	32		47	53
		PSI Per Stage	150		225	250
		PSI Per Cavity	31		47	52
		Temperature Slope (in/°F)	0.000285		0.000224	0.000224



Maximum Differential Pressure Shown as Vertical Lines

Operating a power section above the maximum recommended differential pressure will reduce stator life. Performance curves are for reference only. Actual power section performance may vary depending on the down hole temperature and rotor/stator fit. Performance data are subject to change without notice. Power calculation is based on maximum RPM and full torque. Stator sizes subject to change without notice.



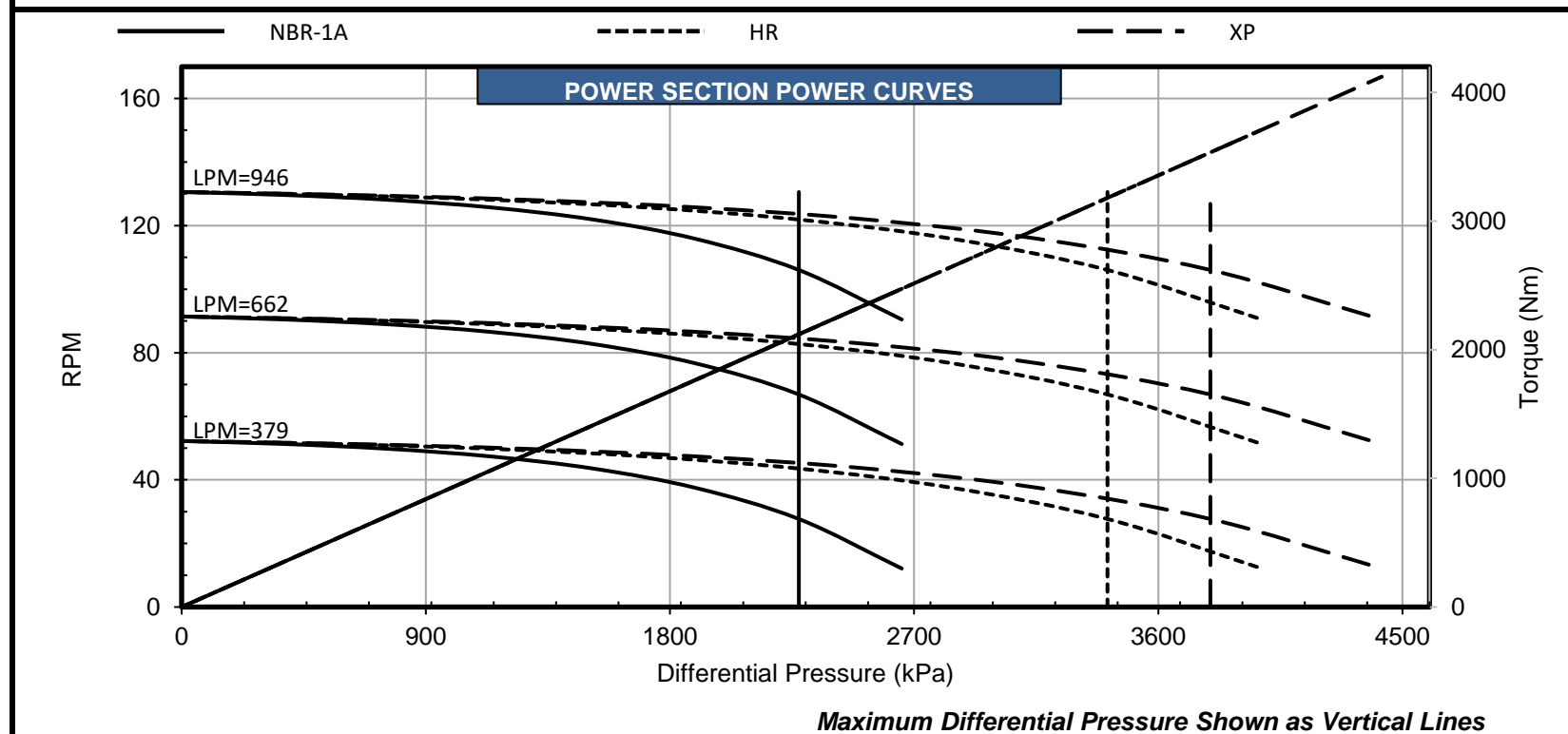
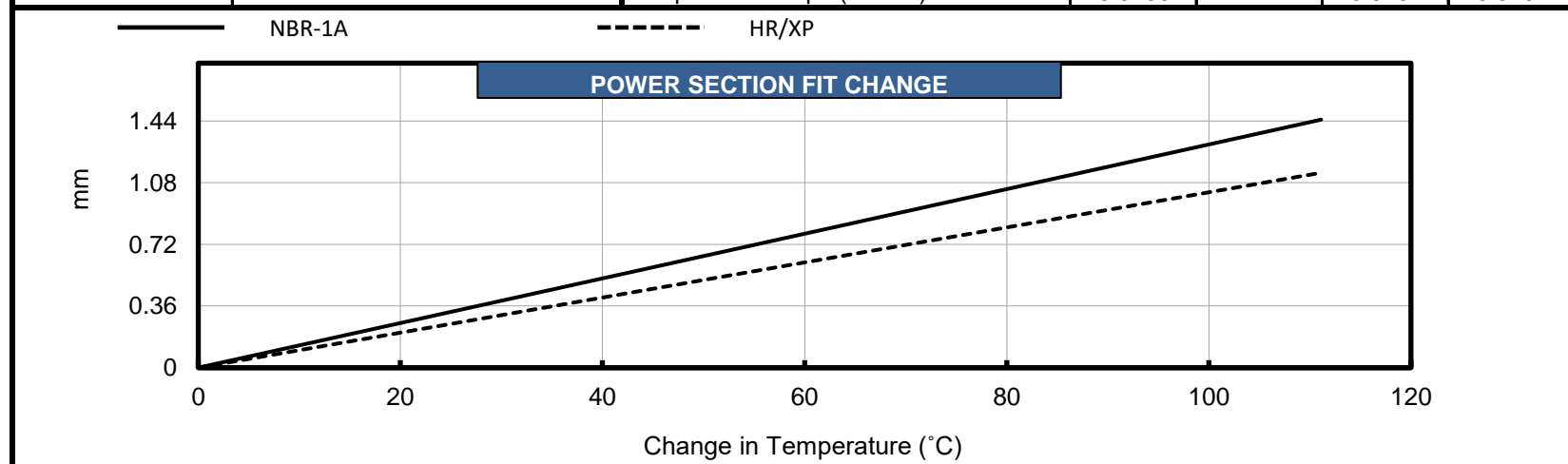
POWER SECTION

FIT INFORMATION - MINOR DIAMETER (mm)					ROTOR SPECIFICATIONS		STATOR SPECIFICATIONS	
Stator Size	NBR-1A	DynaPower			(mm)	(mm)	(mm)	(mm)
		XR	HR	XP				
1 Undersize			65.28	65.28*	Overall Length	2717.8	Overall Length	3098.8
Standard	65.56		65.63	65.63*	Contour Length	2565.4	Rubber Cutback #1**	203.2
1 Oversize	66.09				Eccentricity	4.27	Rubber Cutback #2**	203.2
2 Oversize			66.68	66.68*	Major Diameter	74.57	Tube O.D.	127.0
Nominal Fit at 75°F					Head Diameter	69.85	Tube I.D.	95.3
1 Undersize			0.76	0.76*	Weight (kg)	62	Weight (kg)	143
Standard	0.48		0.41	0.41*	Material	17-4SS	Number of Stages	2.2
1 Oversize	-0.05				Thread	2 3/8 Hughes External		
2 Oversize			-0.64	-0.64*	Form**	Flush Mod Flat		

*Pending production measurements

** Alternate or custom thread forms and cutbacks are available upon request

PERFORMANCE SPECIFICATIONS						
			NBR-1A	XR	HR	XP
Torque Slope	0.932 Nm/kPa	Max. Diff. Press. (kPa)	2275		3447	3792
Flow Range	379 to 946 Litre/min	Max. Torque (Nm)	2115		3186	3539
RPG	0.138 rev/litre	Stall Diff. Press. (kPa)	3447		5102	5723
Speed Range	52 to 131 RPM	Stall Torque (Nm)	3186		4772	5301
Off Bottom Press.	359 kPa	Max. Recommended (kW)	24		35	39
		kPa Per Stage	1034		1551	1724
		kPa Per Cavity	214		324	359
		Temperature Slope (mm/°C)	0.0130		0.0102	0.0102



Operating a power section above the maximum recommended differential pressure will reduce stator life. Performance curves are for reference only. Actual power section performance may vary depending on the down hole temperature and rotor/stator fit. Performance data are subject to change without notice. Power calculation is based on maximum RPM and full torque. Stator sizes subject to change without notice.