

## POWER SECTION

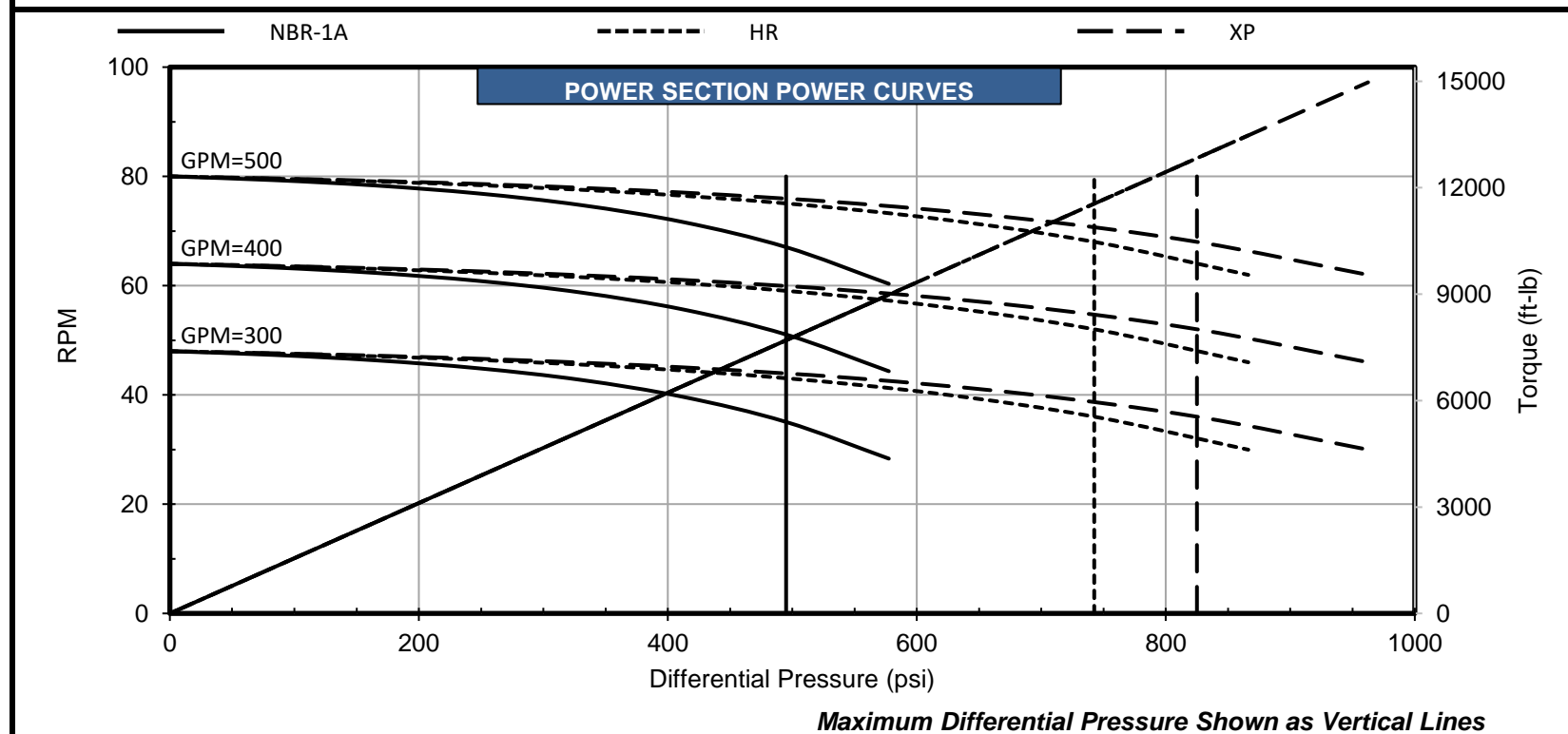
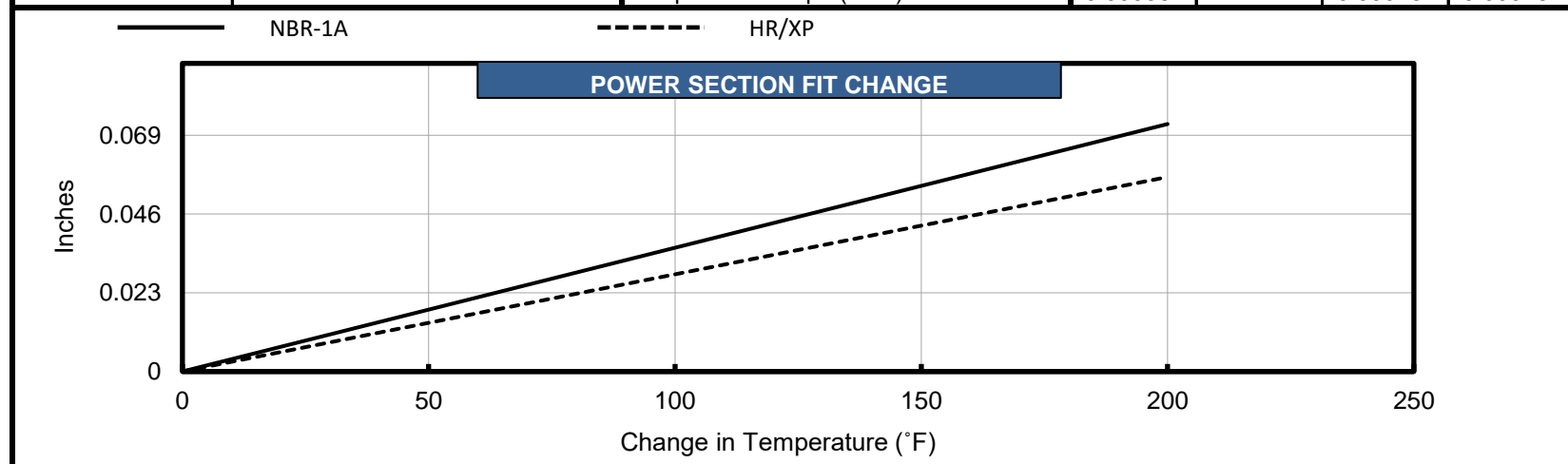
FIT INFORMATION - MINOR DIAMETER (in)				
Stator Size	NBR-1A	DynaPower		
		XR	HR	XP
1 Undersize			3.722	3.722*
Standard	3.728		3.734	3.734*
1 Oversize	3.755			
2 Oversize				
Nominal Fit at 75°F				
1 Undersize			0.015	0.015*
Standard	0.009		0.003	0.003*
1 Oversize	-0.018			
2 Oversize				

ROTOR SPECIFICATIONS		STATOR SPECIFICATIONS	
	(in)		(in)
Overall Length	252.0	Overall Length	260.0
Contour Length	245.5	Rubber Cutback #1**	8.0
Eccentricity	0.233	Rubber Cutback #2**	8.0
Major Diameter	4.203	Tube O.D.	6.25
Head Diameter	4.000	Tube I.D.	5.00
Weight (lb)	780	Weight (lb)	755
Material	17-4SS	Number of Stages	3.3
Thread Form**	2 3/8 or 2 7/8 API REG		

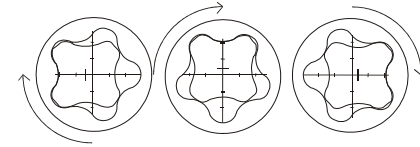
\*Pending production measurements

\*\* Alternate or custom thread forms and cutbacks are available upon request

PERFORMANCE SPECIFICATIONS						
			NBR-1A	XR	HR	XP
Torque Slope	15.556 ft-lb/psi	Max. Diff. Press. (psi)	500		740	830
Flow Range	300 to 500 GPM	Max. Torque (ft-lb)	7700		11550	12830
RPG	0.160 rev/gal	Stall Diff. Press. (psi)	740		1110	1240
Speed Range	48 to 80 RPM	Stall Torque (ft-lb)	11550		17330	19250
Off Bottom Press.	69 psi	Max. Recommended (HP)	98		150	166
		PSI Per Stage	150		225	250
		PSI Per Cavity	26		38	43
		Temperature Slope (in/°F)	0.000361		0.000284	0.000284



Operating a power section above the maximum recommended differential pressure will reduce stator life. Performance curves are for reference only. Actual power section performance may vary depending on the down hole temperature and rotor/stator fit. Performance data are subject to change without notice. Power calculation is based on maximum RPM and full torque. Stator sizes subject to change without notice.



## POWER SECTION

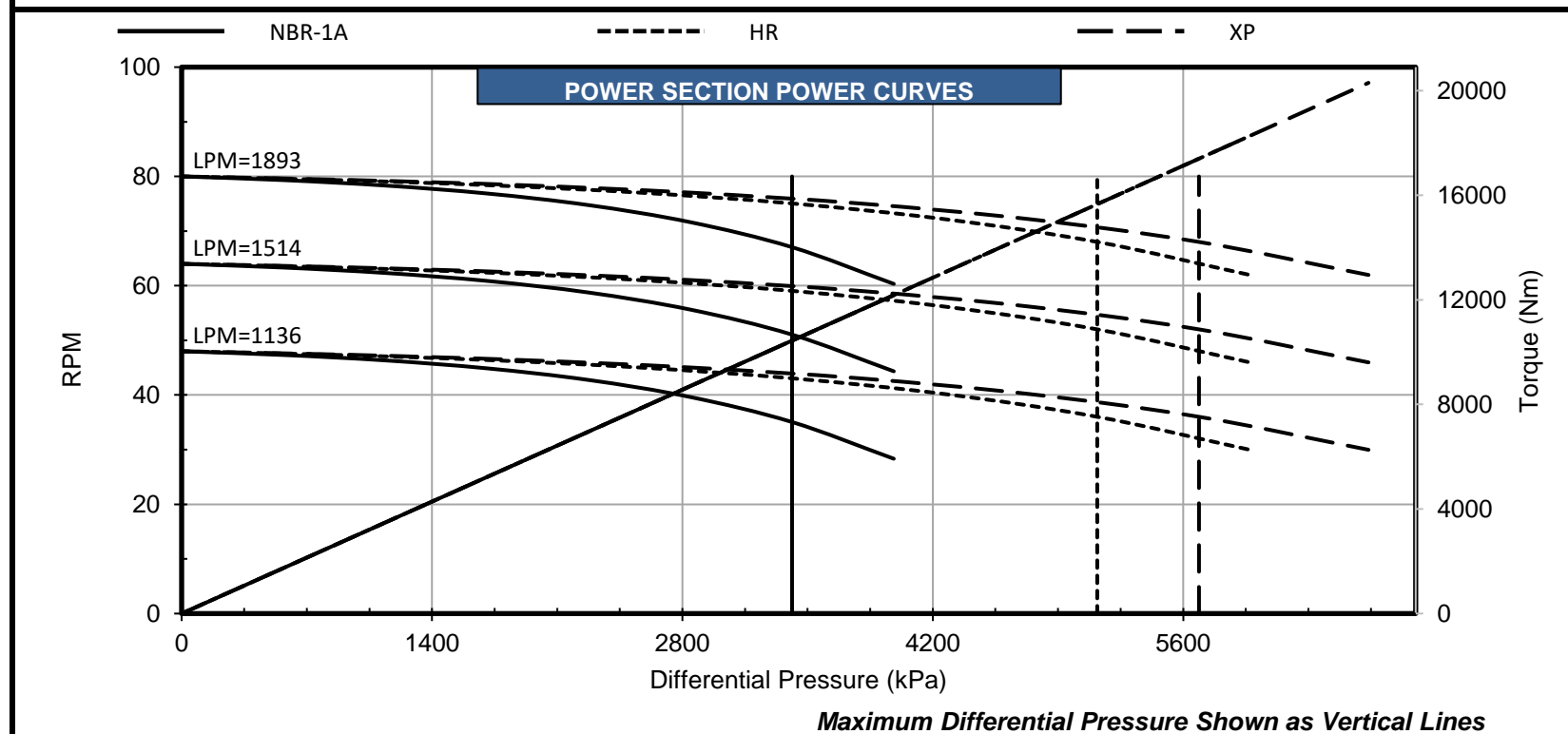
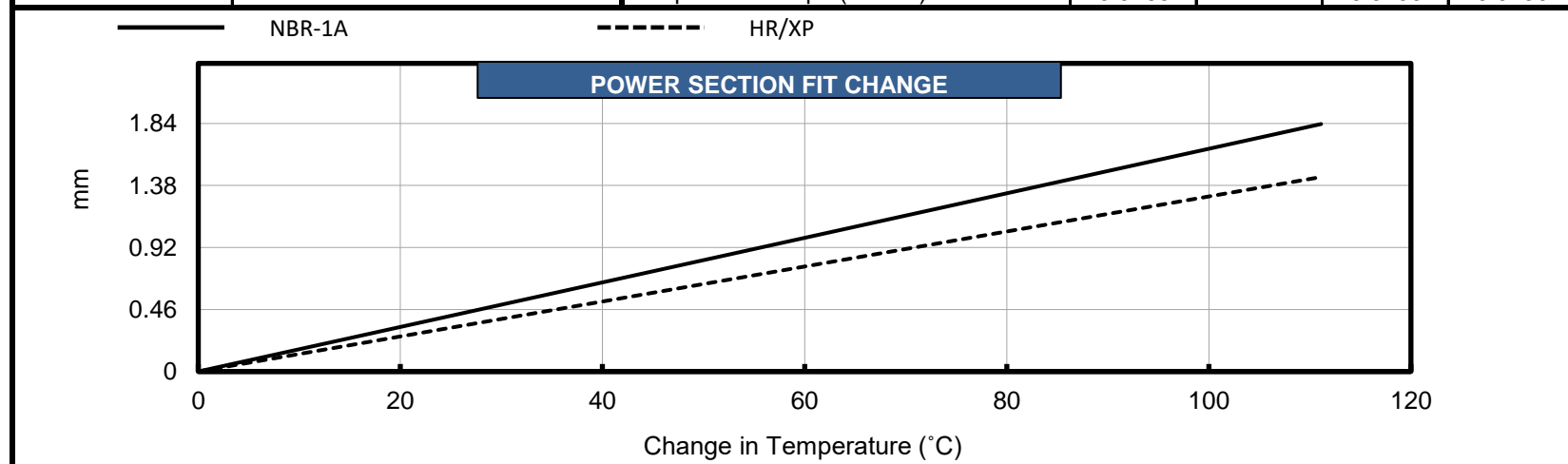
FIT INFORMATION - MINOR DIAMETER (mm)				
Stator Size	NBR-1A	DynaPower		
		XR	HR	XP
1 Undersize			94.54	94.54*
Standard	94.69		94.84	94.84*
1 Oversize	95.38			
2 Oversize				
Nominal Fit at 75°F				
1 Undersize			0.38	0.38*
Standard	0.23		0.08	0.08*
1 Oversize	-0.46			
2 Oversize				

ROTOR SPECIFICATIONS		STATOR SPECIFICATIONS	
	(mm)		(mm)
Overall Length	6400.8	Overall Length	6604.0
Contour Length	6235.7	Rubber Cutback #1**	203.2
Eccentricity	5.91	Rubber Cutback #2**	203.2
Major Diameter	106.76	Tube O.D.	158.8
Head Diameter	101.60	Tube I.D.	127.0
Weight (kg)	354	Weight (kg)	342
Material	17-4SS	Number of Stages	3.3
Thread Form**	2 3/8 or 2 7/8 API REG		

\*Pending production measurements

\*\* Alternate or custom thread forms and cutbacks are available upon request

PERFORMANCE SPECIFICATIONS						
			NBR-1A	XR	HR	XP
Torque Slope	3.059 Nm/kPa	Max. Diff. Press. (kPa)	3447		5102	5723
Flow Range	1136 to 1893 Litre/min	Max. Torque (Nm)	10440		15660	17395
RPG	0.042 rev/litre	Stall Diff. Press. (kPa)	5102		7653	8550
Speed Range	48 to 80 RPM	Stall Torque (Nm)	15660		23496	26099
Off Bottom Press.	476 kPa	Max. Recommended (kW)	73		112	124
		kPa Per Stage	1034		1551	1724
		kPa Per Cavity	179		262	296
		Temperature Slope (mm/°C)	0.0165		0.0130	0.0130



Operating a power section above the maximum recommended differential pressure will reduce stator life. Performance curves are for reference only. Actual power section performance may vary depending on the down hole temperature and rotor/stator fit. Performance data are subject to change without notice. Power calculation is based on maximum RPM and full torque. Stator sizes subject to change without notice.