

POWER SECTION

FIT INFORMATION - MINOR DIAMETER (in)				
Stator Size	NBR-1A	DynaPower		
		XR	HR	XP
1 Undersize			3.492	3.490
Standard	3.481*	3.517	3.507	3.507
1 Oversize	3.510	3.537	3.522	3.522*
2 Oversize		3.536*	3.536	3.536*
3 Oversize	3.540			
Nominal Fit at 75°F				
1 Undersize			0.018	0.020
Standard	0.029*	-0.007	0.003	0.003
1 Oversize	0.000	-0.027	-0.012	-0.012*
2 Oversize		-0.026*	-0.026	-0.026*
3 Oversize	-0.030			

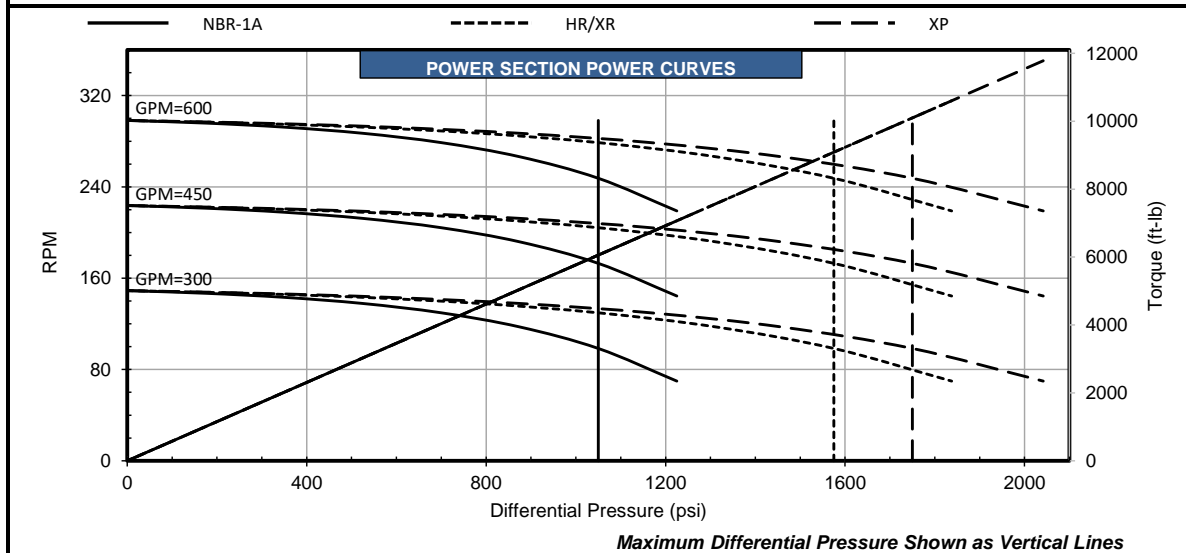
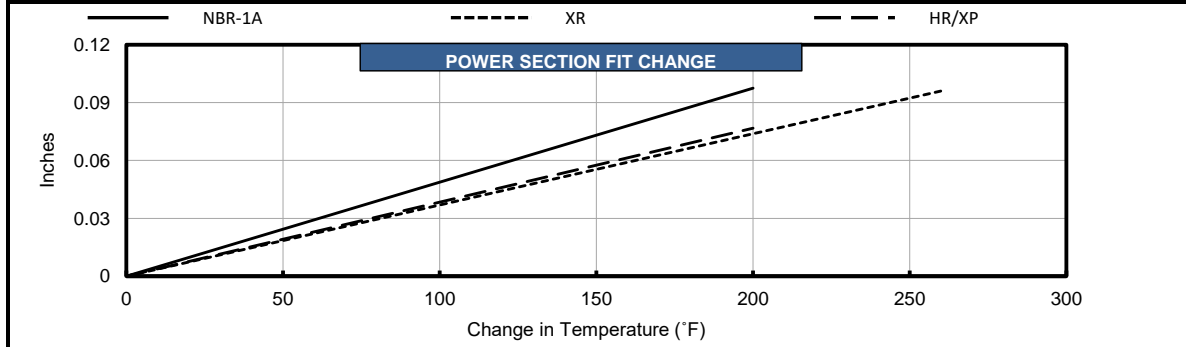
ROTOR SPECIFICATIONS		STATOR SPECIFICATIONS	
Overall Length** (in)	202.5	Overall Length (in)	210.0
Contour Length** (in)	195.5	Cutback #1** (in)	7.5
Eccentricity (in)	0.355	Cutback #2** (in)	7.5
Major Diameter (in)	4.220	Tube O.D. (in)	6.50
Weight (lb)	500	Tube I.D. (in)	5.50
Head Diameter*** (in)	4.000	Weight (lb)	695
Material**	17-4SS		
Thread Form***	2 7/8 API REG		

*Pending production measurements

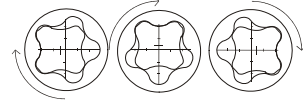
**Representative options given. Verify specific requirements before placing order.

***Customer specified

PERFORMANCE SPECIFICATIONS						
			NBR-1A	XR	HR	XP
Torque Slope	5.770 ft-lb/psi	Max. Diff. Press. (psi)	1050	1580	1580	1750
Flow Range	300 to 600 GPM	Max. Torque (ft-lb)	6060	9090	9090	10100
RPG	0.497 rev/gal	Stall Diff. Press. (psi)	1580	2360	2360	2630
Speed Range	149 to 298 RPM	Stall Torque (ft-lb)	9090	13630	13630	15150
Off Bottom Press.	206 psi	Max. Recommended (HP)	286	428	428	476
		PSI Per Stage	150	225	225	250
		PSI Per Cavity	34	51	51	56
		Temperature Slope (in/°F)	0.000487	0.000369	0.000384	0.000384



Performance characteristics are estimates based on nominal conditions and are for reference only. Actual performance may be affected by rotor/stator fit, temperature, and other operating conditions. The torque may exceed the capacity of connected components and threads. Operating above the recommended limits of either the power section or connected components may reduce product life and result in damage to the power section and connected components. Data is subject to change without notice.



POWER SECTION

FIT INFORMATION - MINOR DIAMETER (mm)				
Stator Size	NBR-1A	DynaPower		
		XR	HR	XP
1 Undersize			88.70	88.65
Standard	88.42*	89.33	89.08	89.08
1 Oversize	89.15	89.84	89.46	89.46*
2 Oversize		89.81*	89.81	89.81*
3 Oversize	89.92			
Nominal Fit at 75°F				
1 Undersize			0.46	0.51
Standard	0.74*	-0.18	0.08	0.08
1 Oversize	0.00	-0.69	-0.30	-0.30*
2 Oversize		-0.66*	-0.66	-0.66*
3 Oversize	-0.76			

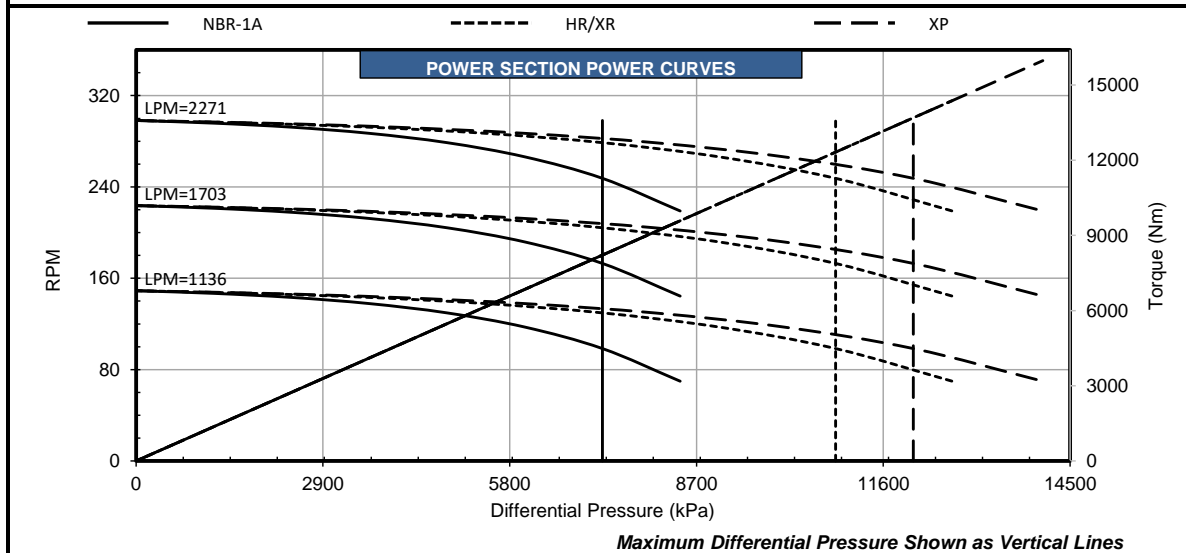
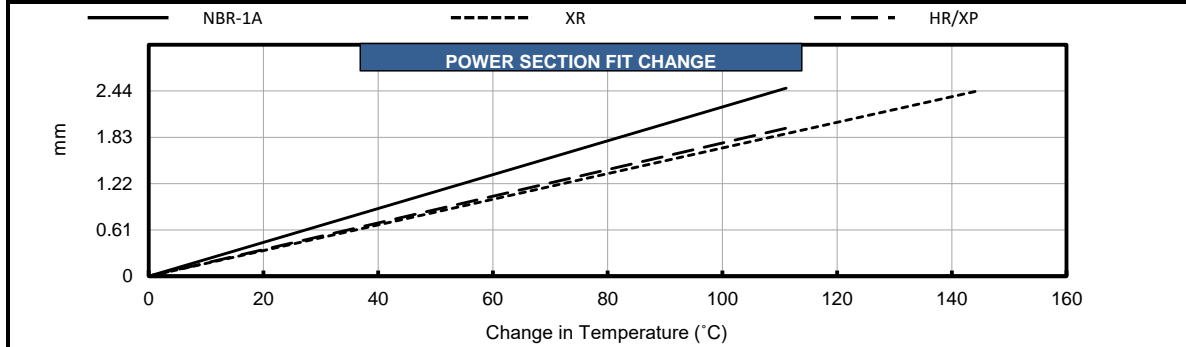
ROTOR SPECIFICATIONS		STATOR SPECIFICATIONS	
Overall Length** (mm)	5143.5	Overall Length (mm)	5334.0
Contour Length** (mm)	4965.7	Cutback #1** (mm)	190.5
Eccentricity (mm)	9.02	Cutback #2** (mm)	190.5
Major Diameter (mm)	107.19	Tube O.D. (mm)	165.1
Weight (kg)	227	Tube I.D. (mm)	139.7
Head Diameter*** (mm)	101.60	Weight (kg)	315
Material**	17-4SS		
Thread Form***	2 7/8 API REG		

*Pending production measurements

**Representative options given. Verify specific requirements before placing order.

***Customer specified

PERFORMANCE SPECIFICATIONS						
			NBR-1A	XR	HR	XP
Torque Slope	1.135 Nm/kPa	Max. Diff. Press. (kPa)	7239	10894	10894	12066
Flow Range	1136 to 2271 Litre/min	Max. Torque (Nm)	8216	12324	12324	13694
RPG	0.131 rev/litre	Stall Diff. Press. (kPa)	10894	16272	16272	18133
Speed Range	149 to 298 RPM	Stall Torque (Nm)	12324	18480	18480	20541
Off Bottom Press.	1420 kPa	Max. Recommended (kW)	213	320	320	355
		kPa Per Stage	1034	1551	1551	1724
		kPa Per Cavity	234	352	352	386
		Temperature Slope (mm/°C)	0.0223	0.0169	0.0175	0.0175



Performance characteristics are estimates based on nominal conditions and are for reference only. Actual performance may be affected by rotor/stator fit, temperature, and other operating conditions. The torque may exceed the capacity of connected components and threads. Operating above the recommended limits of either the power section or connected components may reduce product life and result in damage to the power section and connected components. Data is subject to change without notice.