

POWER SECTION

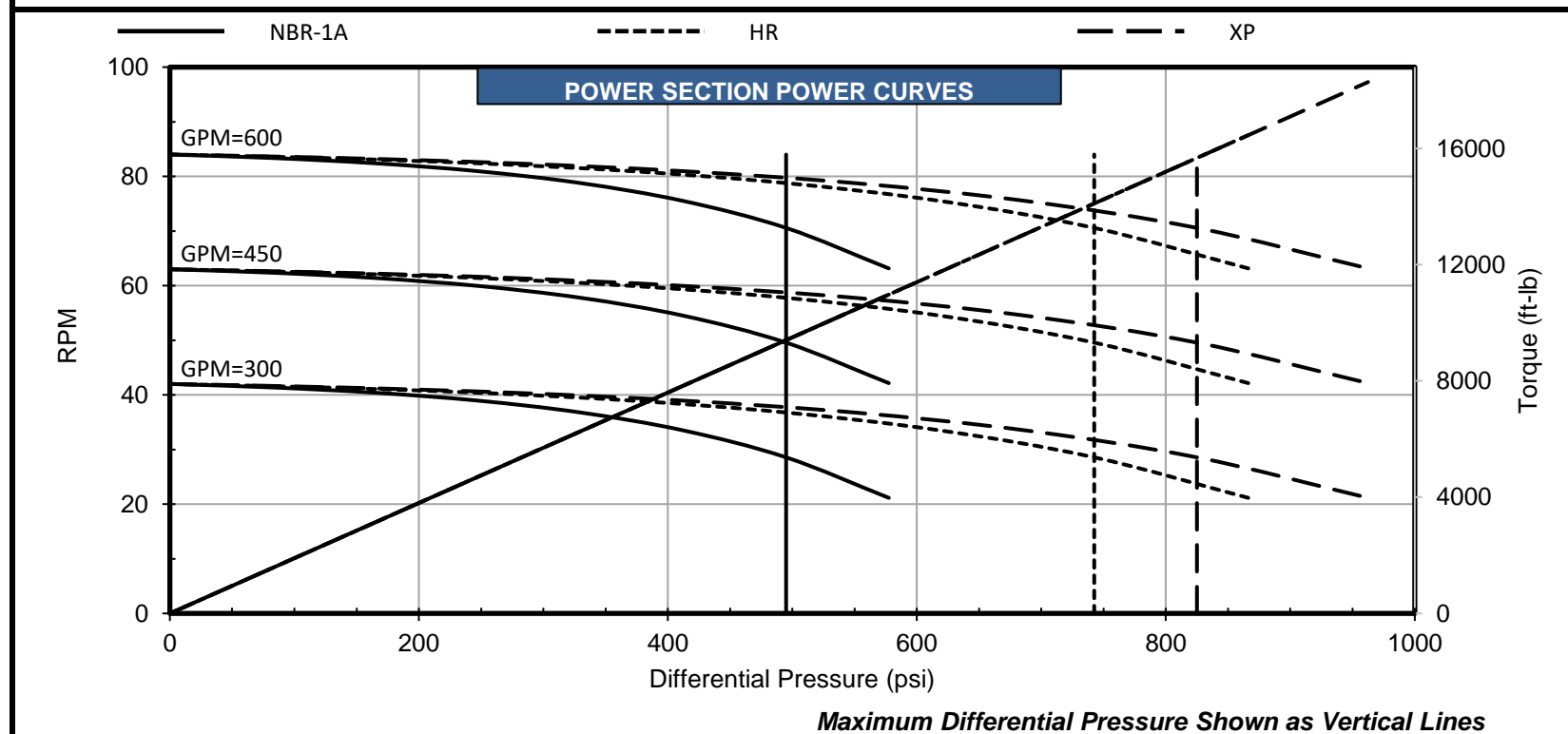
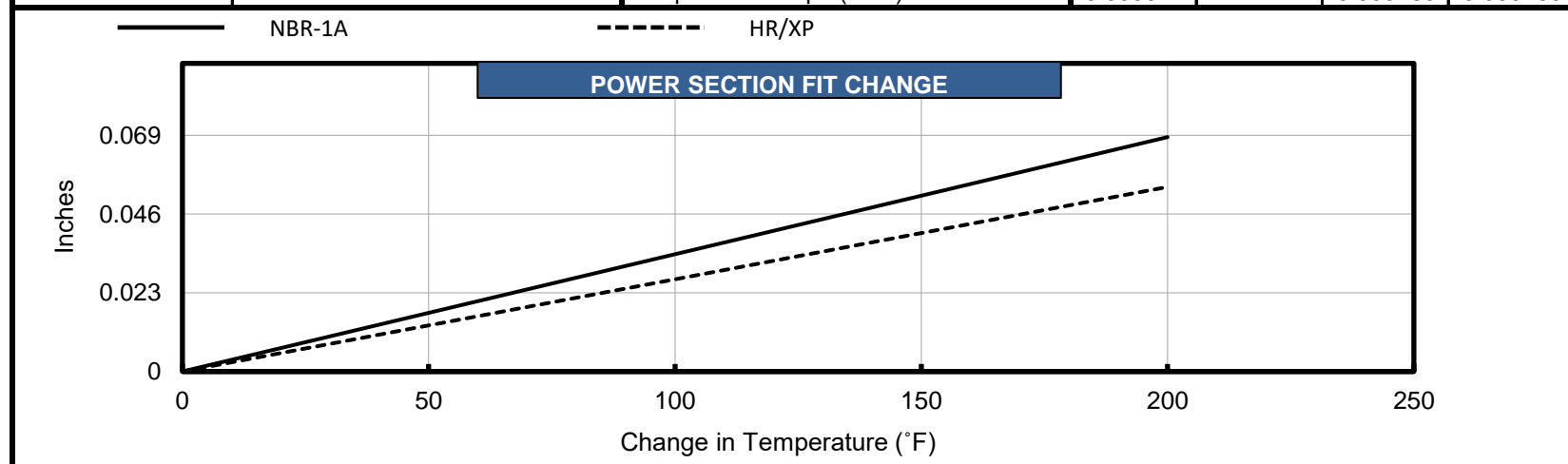
FIT INFORMATION - MINOR DIAMETER (in)				
Stator Size	NBR-1A	DynaPower		
		XR	HR	XP
1 Undersize			3.979	3.979*
Standard	3.986		3.986	3.986*
1 Oversize	4.003		4.001	4.001*
2 Oversize				
Nominal Fit at 75°F				
1 Undersize			0.011	0.011*
Standard	0.004		0.004	0.004*
1 Oversize	-0.013		-0.011	-0.011*
2 Oversize				

ROTOR SPECIFICATIONS		STATOR SPECIFICATIONS	
	(in)		(in)
Overall Length	238.5	Overall Length	245.0
Contour Length	231.5	Rubber Cutback #1**	8.0
Eccentricity	0.255	Rubber Cutback #2**	8.0
Major Diameter	4.500	Tube O.D.	6.50
Head Diameter	4.000	Tube I.D.	5.50
Weight (lb)	803	Weight (lb)	909
Material	17-4SS	Number of Stages	3.3
Thread Form**	2 7/8 API REG		

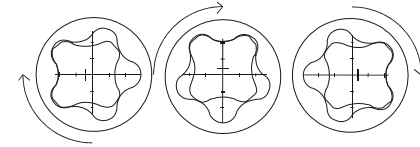
*Pending production measurements

** Alternate or custom thread forms and cutbacks are available upon request

PERFORMANCE SPECIFICATIONS					
		NBR-1A	XR	HR	XP
Torque Slope	19.000 ft-lb/psi	500		740	830
Flow Range	300 to 600 GPM	9410		14110	15680
RPG	0.140 rev/gal	740		1110	1240
Speed Range	42 to 84 RPM	14110		21160	23510
Off Bottom Press.	150 psi	126		190	211
		PSI Per Stage		225	250
		PSI Per Cavity		38	43
		Temperature Slope (in/°F)	0.000342	0.000269	0.000269



Operating a power section above the maximum recommended differential pressure will reduce stator life. Performance curves are for reference only. Actual power section performance may vary depending on the down hole temperature and rotor/stator fit. Performance data are subject to change without notice. Power calculation is based on maximum RPM and full torque. Stator sizes subject to change without notice.



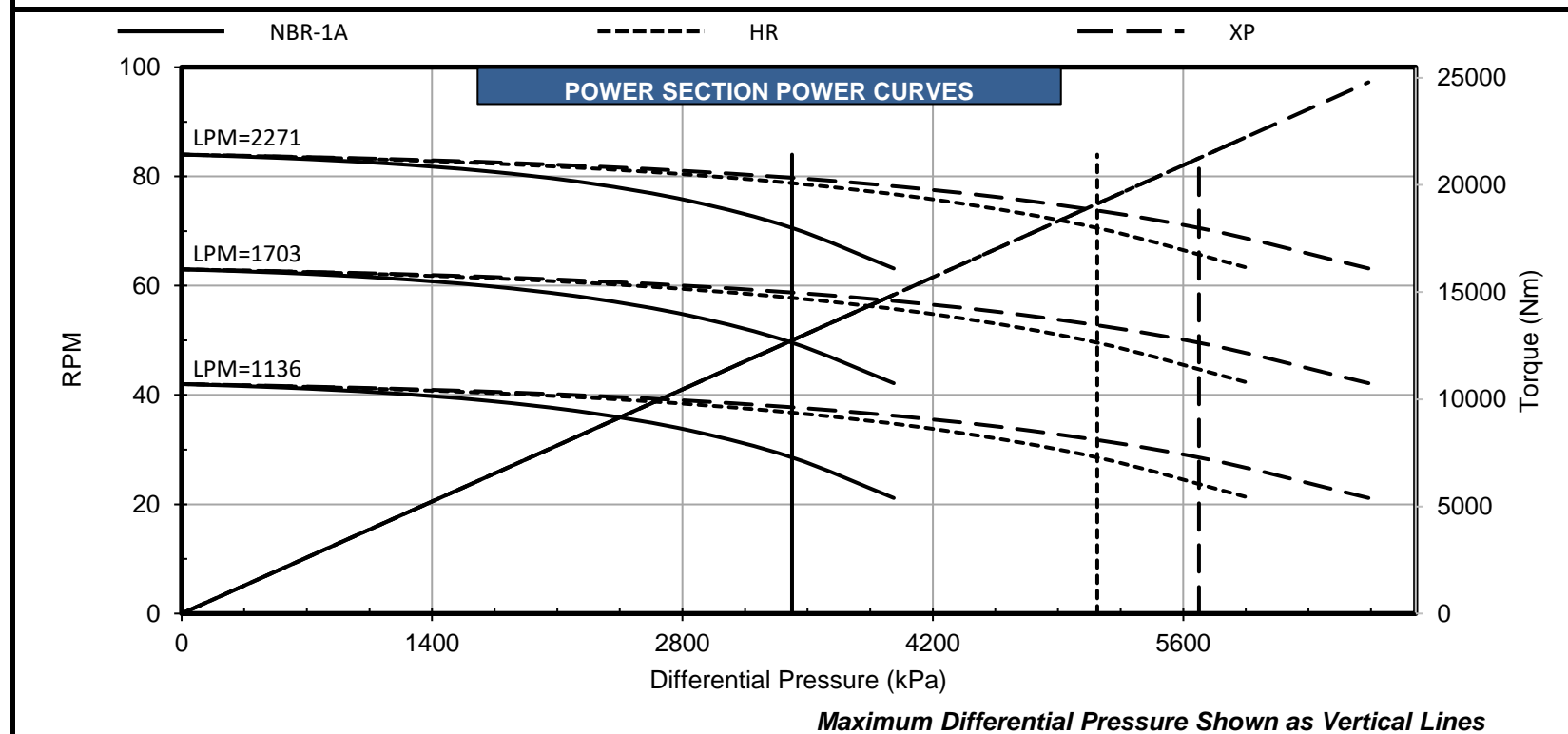
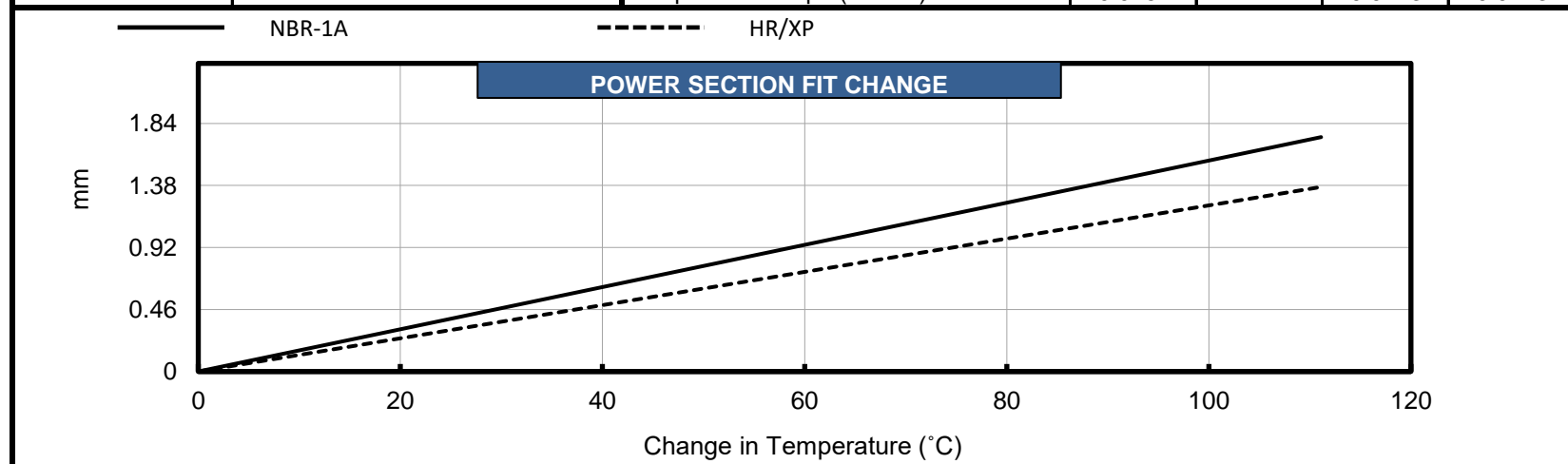
POWER SECTION

FIT INFORMATION - MINOR DIAMETER (mm)					ROTOR SPECIFICATIONS		STATOR SPECIFICATIONS	
Stator Size	NBR-1A	DynaPower			(mm)	(mm)	(mm)	(mm)
		XR	HR	XP				
1 Undersize			101.07	101.07*	Overall Length	6057.9	Overall Length	6223.0
Standard	101.24		101.24	101.24*	Contour Length	5880.1	Rubber Cutback #1**	203.2
1 Oversize	101.68		101.63	101.63*	Eccentricity	6.48	Rubber Cutback #2**	203.2
2 Oversize					Major Diameter	114.30	Tube O.D.	165.1
Nominal Fit at 75°F					Head Diameter	101.60	Tube I.D.	139.7
1 Undersize			0.28	0.28*	Weight (kg)	364	Weight (kg)	412
Standard	0.10		0.10	0.10*	Material	17-4SS	Number of Stages	3.3
1 Oversize	-0.33		-0.28	-0.28*	Thread Form**	2 7/8 API REG		
2 Oversize								

*Pending production measurements

** Alternate or custom thread forms and cutbacks are available upon request

PERFORMANCE SPECIFICATIONS						
			NBR-1A	XR	HR	XP
Torque Slope	3.736 Nm/kPa	Max. Diff. Press. (kPa)	3447		5102	5723
Flow Range	1136 to 2271 Litre/min	Max. Torque (Nm)	12758		19131	21259
RPG	0.037 rev/litre	Stall Diff. Press. (kPa)	5102		7653	8550
Speed Range	42 to 84 RPM	Stall Torque (Nm)	19131		28689	31875
Off Bottom Press.	1034 kPa	Max. Recommended (kW)	94		141	157
		kPa Per Stage	1034		1551	1724
		kPa Per Cavity	179		262	296
		Temperature Slope (mm/°C)	0.0157		0.0123	0.0123



Operating a power section above the maximum recommended differential pressure will reduce stator life. Performance curves are for reference only. Actual power section performance may vary depending on the down hole temperature and rotor/stator fit. Performance data are subject to change without notice. Power calculation is based on maximum RPM and full torque. Stator sizes subject to change without notice.