

POWER SECTION

FIT INFORMATION - MINOR DIAMETER (in)				
Stator Size	NBR-1A	DynaPower		
		XR	HR	XP
1 Undersize			3.978	3.978*
Standard	3.981	3.998	3.995	3.993
1 Oversize	4.003	4.020	4.012	4.012*
2 Oversize	4.037	4.043	4.028	4.028*
Nominal Fit at 75°F				
1 Undersize			0.030	0.030*
Standard	0.027	0.010	0.013	0.015
1 Oversize	0.005	-0.012	-0.004	-0.004*
2 Oversize	-0.029	-0.035	-0.020	-0.020*

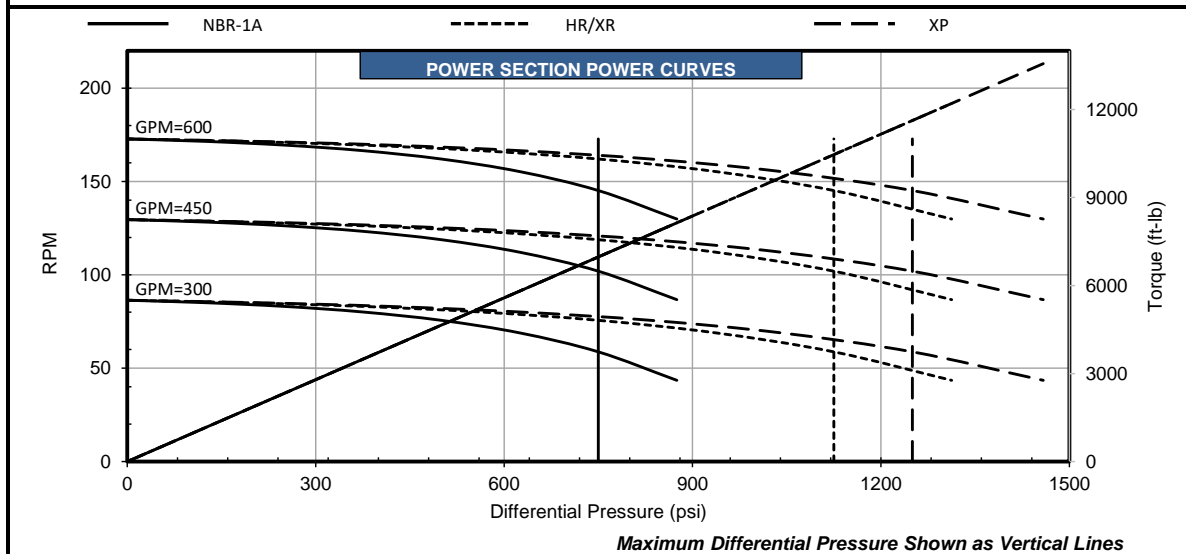
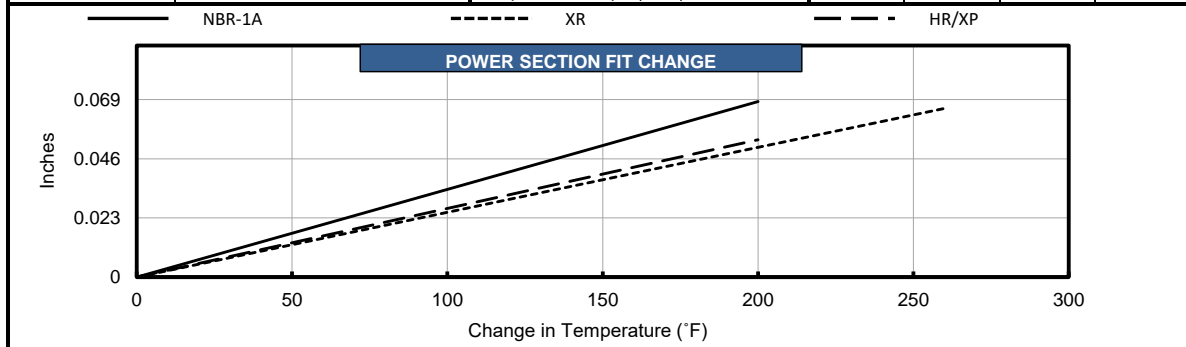
ROTOR SPECIFICATIONS		STATOR SPECIFICATIONS	
Overall Length** (in)	188.0	Overall Length (in)	194.5
Contour Length** (in)	181.0	Cutback #1** (in)	7.3
Eccentricity (in)	0.256	Cutback #2** (in)	7.3
Major Diameter (in)	4.520	Tube O.D. (in)	6.50
Weight (lb)	620	Tube I.D. (in)	5.50
Head Diameter*** (in)	4.000	Weight (lb)	603
Material**	17-4SS		
Thread Form***	2 7/8 API REG		

**Representative options given. Verify specific requirements before placing order.

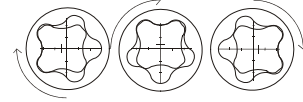
***Customer specified

*Pending production measurements

PERFORMANCE SPECIFICATIONS						
			NBR-1A	XR	HR	XP
Torque Slope	9.300 ft-lb/psi	Max. Diff. Press. (psi)	750	1130	1130	1250
Flow Range	300 to 600 GPM	Max. Torque (ft-lb)	6980	10460	10460	11630
RPG	0.288 rev/gal	Stall Diff. Press. (psi)	1130	1690	1690	1880
Speed Range	86 to 173 RPM	Stall Torque (ft-lb)	10460	15690	15690	17440
Off Bottom Press.	143 psi	Max. Recommended (HP)	193	289	289	321
		PSI Per Stage	150	225	225	250
		PSI Per Cavity	23	34	34	38
		Temperature Slope (in/°F)	0.000341	0.000252	0.000267	0.000267



Performance characteristics are estimates based on nominal conditions and are for reference only. Actual performance may be affected by rotor/stator fit, temperature, and other operating conditions. The torque may exceed the capacity of connected components and threads. Operating above the recommended limits of either the power section or connected components may reduce product life and result in damage to the power section and connected components. Data is subject to change without notice.



POWER SECTION

FIT INFORMATION - MINOR DIAMETER (mm)				
Stator Size	NBR-1A	DynaPower		
		XR	HR	XP
1 Undersize			101.04	101.04*
Standard	101.12	101.55	101.47	101.42
1 Oversize	101.68	102.11	101.90	101.90*
2 Oversize	102.54	102.69	102.31	102.31*
Nominal Fit at 75°F				
1 Undersize			0.76	0.76*
Standard	0.69	0.25	0.33	0.38
1 Oversize	0.13	-0.30	-0.10	-0.10*
2 Oversize	-0.74	-0.89	-0.51	-0.51*

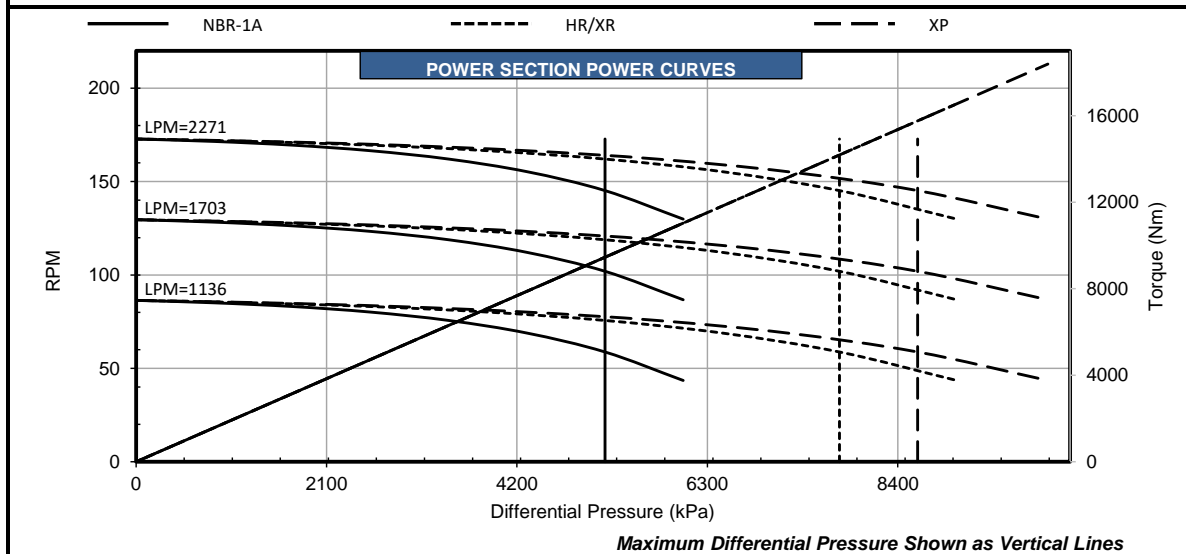
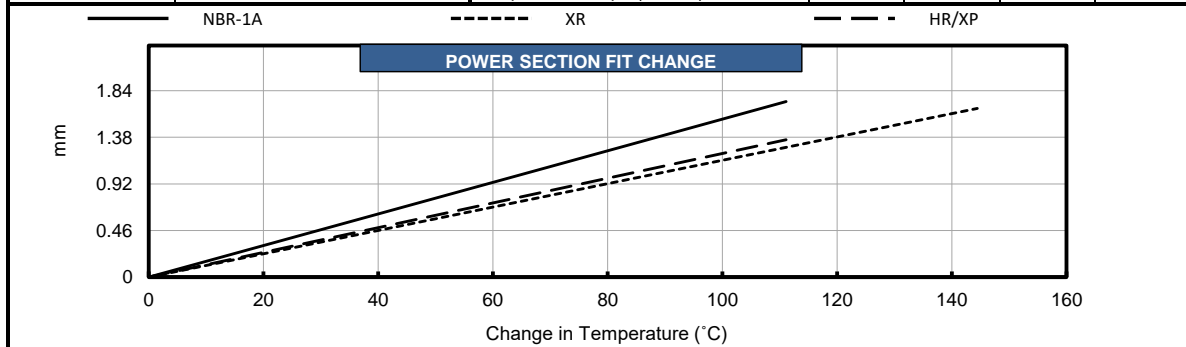
*Pending production measurements

ROTOR SPECIFICATIONS		STATOR SPECIFICATIONS	
Overall Length** (mm)	4775.2	Overall Length (mm)	4940.3
Contour Length** (mm)	4597.4	Cutback #1** (mm)	185.4
Eccentricity (mm)	6.50	Cutback #2** (mm)	185.4
Major Diameter (mm)	114.81	Tube O.D. (mm)	165.1
Weight (kg)	281	Tube I.D. (mm)	139.7
Head Diameter*** (mm)	101.60	Weight (kg)	274
Material**	17-4SS		
Thread Form***	2 7/8 API REG		

**Representative options given. Verify specific requirements before placing order.

***Customer specified

PERFORMANCE SPECIFICATIONS						
		NBR-1A	XR	HR	XP	
Torque Slope	1.829 Nm/kPa	5171	7791	7791	8618	Max. Diff. Press. (kPa)
Flow Range	1136 to 2271 Litre/min	9464	14182	14182	15768	Max. Torque (Nm)
RPG	0.076 rev/litre	7791	11652	11652	12962	Stall Diff. Press. (kPa)
Speed Range	86 to 173 RPM	14182	21273	21273	23645	Stall Torque (Nm)
Off Bottom Press.	986 kPa	144	216	216	240	Max. Recommended (kW)
		1034	1551	1551	1724	kPa Per Stage
		159	234	234	262	kPa Per Cavity
		0.0156	0.0115	0.0122	0.0122	Temperature Slope (mm/°C)



Performance characteristics are estimates based on nominal conditions and are for reference only. Actual performance may be affected by rotor/stator fit, temperature, and other operating conditions. The torque may exceed the capacity of connected components and threads. Operating above the recommended limits of either the power section or connected components may reduce product life and result in damage to the power section and connected components. Data is subject to change without notice.