



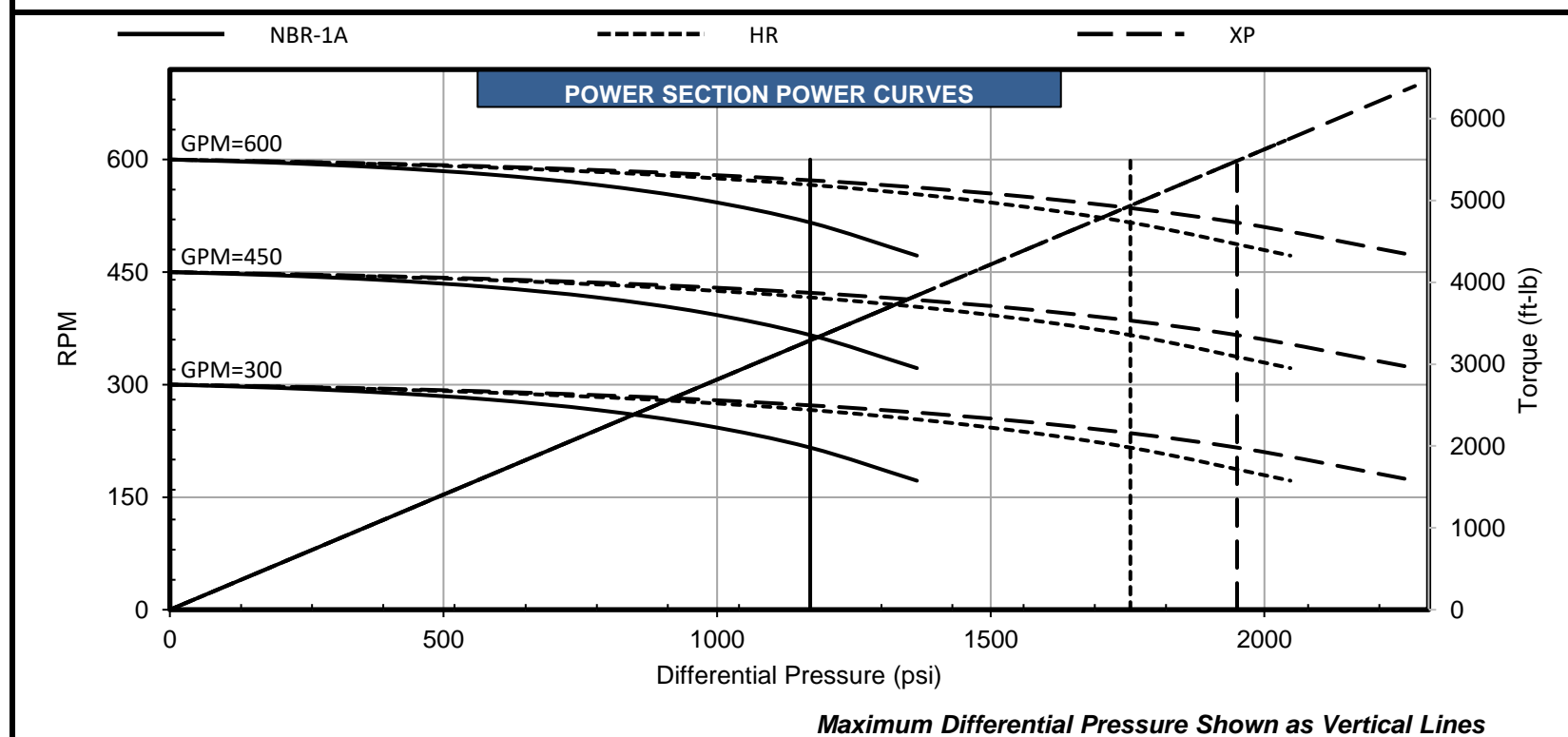
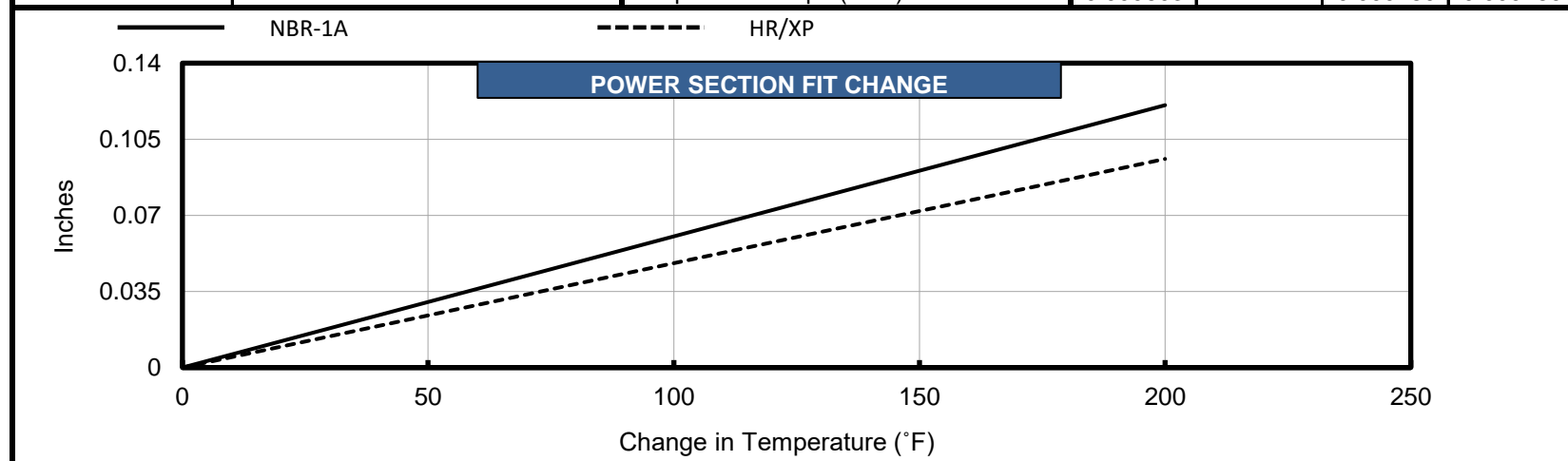
POWER SECTION

FIT INFORMATION - MINOR DIAMETER (in)					ROTOR SPECIFICATIONS		STATOR SPECIFICATIONS	
Stator Size	NBR-1A	DynaPower			(in)	(in)	(in)	(in)
		XR	HR	XP				
1 Undersize			3.209	3.209*	Overall Length	196.0	Overall Length	203.5
Standard	3.217		3.217	3.217*	Contour Length	189.0	Rubber Cutback #1**	7.5
1 Oversize	3.229		3.240	3.240*	Eccentricity	0.407	Rubber Cutback #2**	7.5
2 Oversize					Major Diameter	4.033	Tube O.D.	6.75
Nominal Fit at 75°F					Head Diameter	3.500	Tube I.D.	5.50
1 Undersize			0.011	0.011*	Weight (lb)	427	Weight (lb)	774
Standard	0.002		0.002	0.002*	Material	17-4SS	Number of Stages	7.8
1 Oversize	-0.010		-0.021	-0.021*	Thread Form**	2 3/8 API REG		
2 Oversize								

*Pending production measurements

** Alternate or custom thread forms and cutbacks are available upon request

PERFORMANCE SPECIFICATIONS						
			NBR-1A	XR	HR	XP
Torque Slope	2.813 ft-lb/psi	Max. Diff. Press. (psi)	1170		1760	1950
Flow Range	300 to 600 GPM	Max. Torque (ft-lb)	3290		4940	5480
RPG	1.000 rev/gal	Stall Diff. Press. (psi)	1760		2630	2930
Speed Range	300 to 600 RPM	Stall Torque (ft-lb)	4940		7400	8230
Off Bottom Press.	238 psi	Max. Recommended (HP)	323		485	539
		PSI Per Stage	150		225	250
		PSI Per Cavity	55		82	91
		Temperature Slope (in/°F)	0.000603		0.000480	0.000480



Operating a power section above the maximum recommended differential pressure will reduce stator life. Performance curves are for reference only. Actual power section performance may vary depending on the down hole temperature and rotor/stator fit. Performance data are subject to change without notice. Power calculation is based on maximum RPM and full torque. Stator sizes subject to change without notice.



POWER SECTION

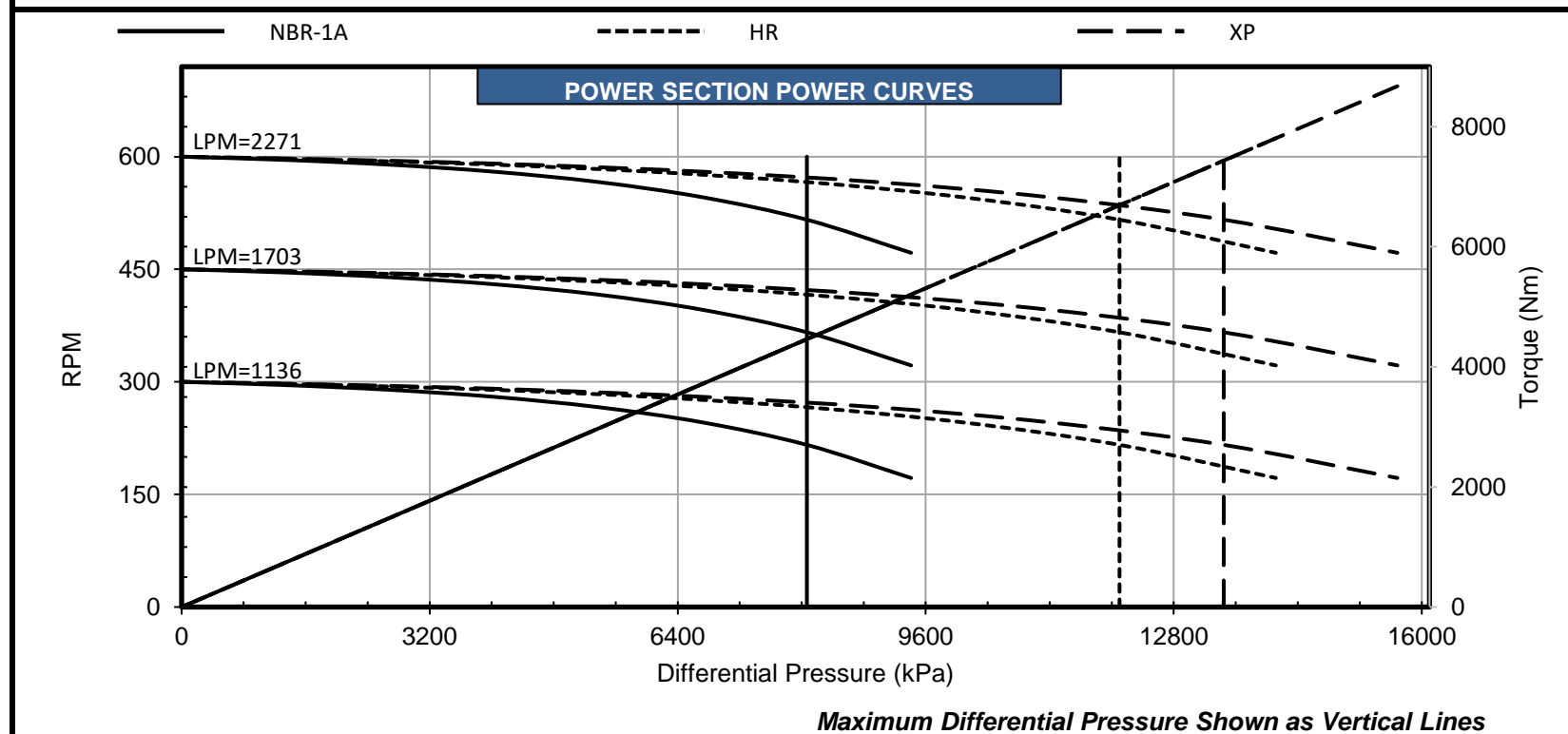
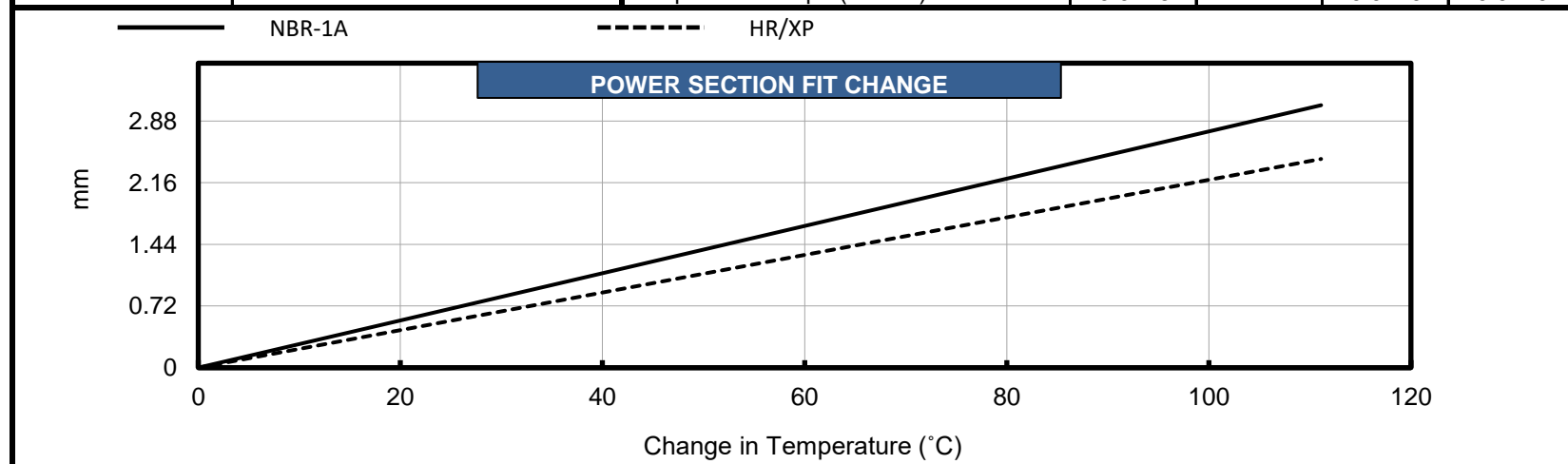
FIT INFORMATION - MINOR DIAMETER (mm)				
Stator Size	NBR-1A	DynaPower		
		XR	HR	XP
1 Undersize			81.51	81.51*
Standard	81.71		81.71	81.71*
1 Oversize	82.02		82.30	82.30*
2 Oversize				
Nominal Fit at 75°F				
1 Undersize			0.28	0.28*
Standard	0.05		0.05	0.05*
1 Oversize	-0.25		-0.53	-0.53*
2 Oversize				

ROTOR SPECIFICATIONS		STATOR SPECIFICATIONS	
	(mm)		(mm)
Overall Length	4978.4	Overall Length	5168.9
Contour Length	4800.6	Rubber Cutback #1**	190.5
Eccentricity	10.33	Rubber Cutback #2**	190.5
Major Diameter	102.44	Tube O.D.	171.5
Head Diameter	88.90	Tube I.D.	139.7
Weight (kg)	194	Weight (kg)	351
Material	17-4SS	Number of Stages	7.8
Thread Form**	2 3/8 API REG		

*Pending production measurements

** Alternate or custom thread forms and cutbacks are available upon request

PERFORMANCE SPECIFICATIONS						
			NBR-1A	XR	HR	XP
Torque Slope	0.553 Nm/kPa	Max. Diff. Press. (kPa)	8067		12135	13445
Flow Range	1136 to 2271 Litre/min	Max. Torque (Nm)	4461		6698	7430
RPG	0.264 rev/litre	Stall Diff. Press. (kPa)	12135		18133	20202
Speed Range	300 to 600 RPM	Stall Torque (Nm)	6698		10033	11158
Off Bottom Press.	1641 kPa	Max. Recommended (kW)	241		362	402
		kPa Per Stage	1034		1551	1724
		kPa Per Cavity	379		565	627
		Temperature Slope (mm/°C)	0.0276		0.0219	0.0219



Maximum Differential Pressure Shown as Vertical Lines

Operating a power section above the maximum recommended differential pressure will reduce stator life. Performance curves are for reference only. Actual power section performance may vary depending on the down hole temperature and rotor/stator fit. Performance data are subject to change without notice. Power calculation is based on maximum RPM and full torque. Stator sizes subject to change without notice.