

## POWER SECTION

FIT INFORMATION - MINOR DIAMETER (in)				
Stator Size	NBR-1A	DynaPower		
		XR	HR	XP
1 Undersize				
Standard		4.333*	4.333	4.333*
1 Oversize		4.351*	4.351*	4.344
2 Oversize				
Nominal Fit at 75°F				
1 Undersize				
Standard		0.000*	0.000	0.000*
1 Oversize		-0.018*	-0.018*	-0.011
2 Oversize				

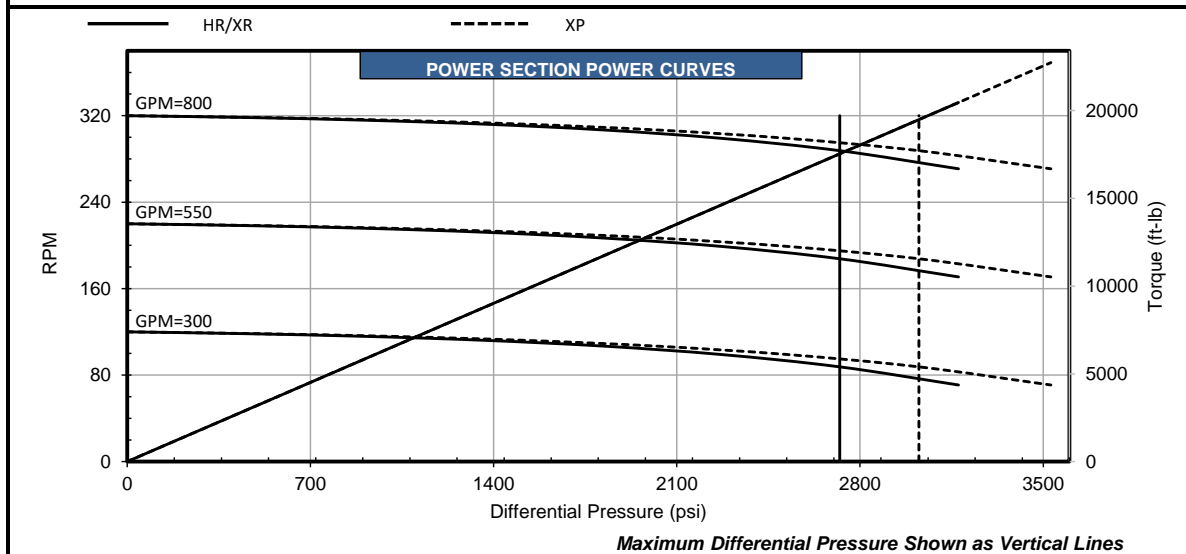
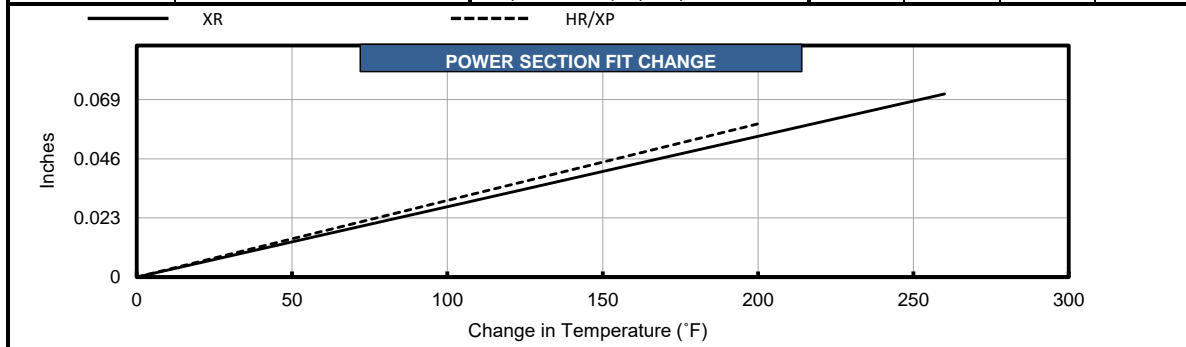
ROTOR SPECIFICATIONS		STATOR SPECIFICATIONS	
Overall Length** (in)	293.0	Overall Length (in)	300.0
Contour Length** (in)	286.0	Cutback #1** (in)	8.0
Eccentricity (in)	0.292	Cutback #2** (in)	8.0
Major Diameter (in)	4.917	Tube O.D. (in)	7.25
Weight (lb)	1193	Tube I.D. (in)	5.75
Head Diameter*** (in)	5.000	Weight (lb)	1219
Material**	145 KSI 17-4SS		
Thread Form***	BLANK		

\*\*Representative options given. Verify specific requirements before placing order.

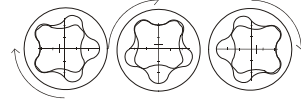
\*\*\*Customer specified

\*Pending production measurements

PERFORMANCE SPECIFICATIONS						
			NBR-1A	XR	HR	XP
Torque Slope	6.440 ft-lb/psi	Max. Diff. Press. (psi)		2720	2720	3030
Flow Range	300 to 800 GPM	Max. Torque (ft-lb)		17530	17530	19480
RPG	0.400 rev/gal	Stall Diff. Press. (psi)		4080	4080	4540
Speed Range	120 to 320 RPM	Stall Torque (ft-lb)		26300	26300	29220
Off Bottom Press.	233 psi	Max. Recommended (HP)		960	960	1067
		PSI Per Stage		225	225	250
		PSI Per Cavity		35	35	38
		Temperature Slope (in/°F)		0.000274	0.000298	0.000298



Performance characteristics are estimates based on nominal conditions and are for reference only. Actual performance may be affected by rotor/stator fit, temperature, and other operating conditions. The torque may exceed the capacity of connected components and threads. Operating above the recommended limits of either the power section or connected components may reduce product life and result in damage to the power section and connected components. Data is subject to change without notice.



## POWER SECTION

FIT INFORMATION - MINOR DIAMETER (mm)				
Stator Size	NBR-1A	DynaPower		
		XR	HR	XP
1 Undersize				
Standard		110.06*	110.06	110.06*
1 Oversize		110.52*	110.52*	110.34
2 Oversize				
Nominal Fit at 75°F				
1 Undersize				
Standard		0.00*	0.00	0.00*
1 Oversize		-0.46*	-0.46*	-0.28
2 Oversize				

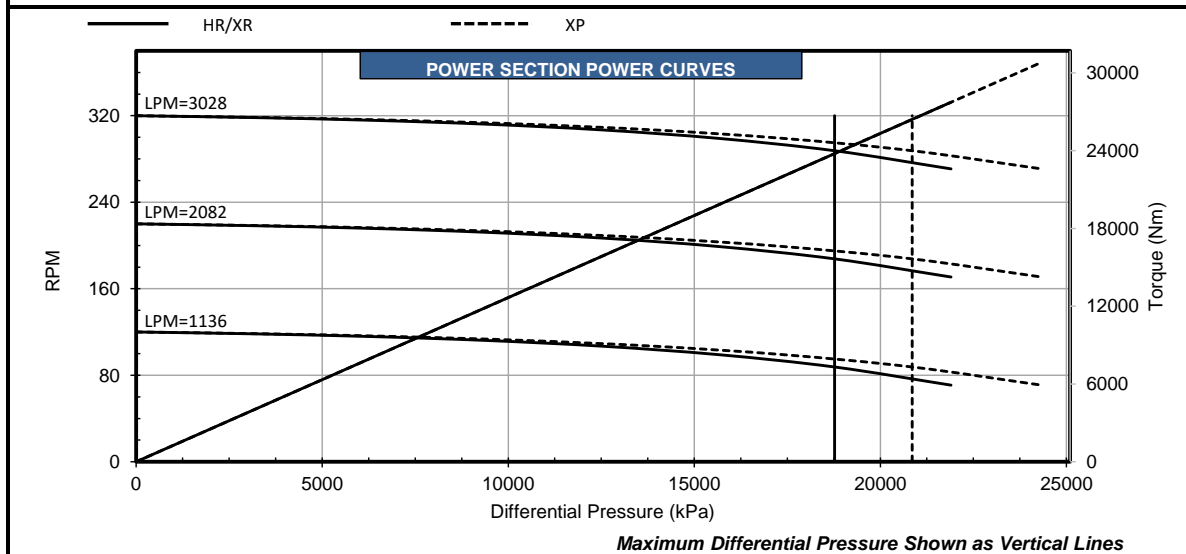
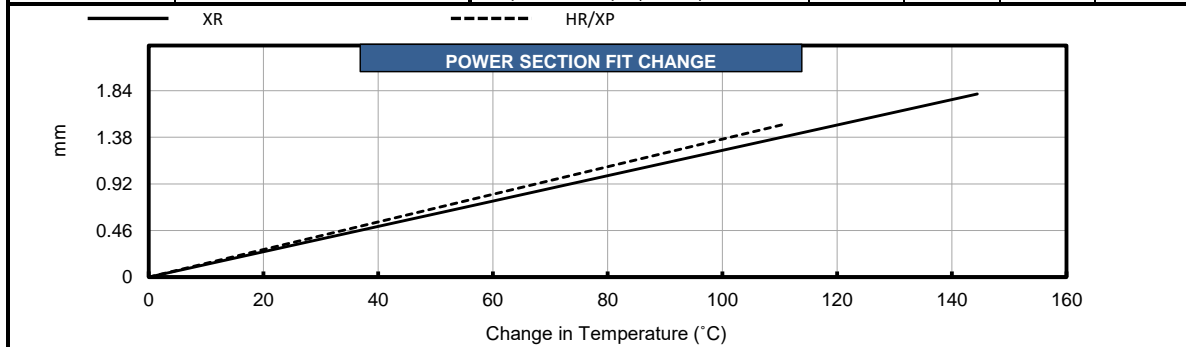
ROTOR SPECIFICATIONS		STATOR SPECIFICATIONS	
Overall Length** (mm)	7442.2	Overall Length (mm)	7620.0
Contour Length** (mm)	7264.4	Cutback #1** (mm)	203.2
Eccentricity (mm)	7.42	Cutback #2** (mm)	203.2
Major Diameter (mm)	124.89	Tube O.D. (mm)	184.2
Weight (kg)	541	Tube I.D. (mm)	146.1
Head Diameter*** (mm)	127.00	Weight (kg)	553
Material**	145 KSI 17-4SS		
Thread Form***	BLANK		

\*\*Representative options given. Verify specific requirements before placing order.

\*\*\*Customer specified

\*Pending production measurements

PERFORMANCE SPECIFICATIONS						
		NBR-1A	XR	HR	XP	
Torque Slope	1.266 Nm/kPa		18754	18754	20891	
Flow Range	1136 to 3028 Litre/min		23767	23767	26411	
RPG	0.106 rev/litre		28131	28131	31302	
Speed Range	120 to 320 RPM		35658	35658	39617	
Off Bottom Press.	1606 kPa		716	716	796	
			kPa Per Stage	1551	1551	1724
			kPa Per Cavity	241	241	262
			Temperature Slope (mm/°C)	0.0125	0.0136	0.0136



Performance characteristics are estimates based on nominal conditions and are for reference only. Actual performance may be affected by rotor/stator fit, temperature, and other operating conditions. The torque may exceed the capacity of connected components and threads. Operating above the recommended limits of either the power section or connected components may reduce product life and result in damage to the power section and connected components. Data is subject to change without notice.