

POWER SECTION

FIT INFORMATION - MINOR DIAMETER (in)				
Stator Size	NBR-1A	DynaPower		
		XR	HR	XP
0.5 Undersize			4.580*	4.580*
Standard	4.599*	4.588*	4.588	4.587
1 Oversize	4.623*	4.618	4.609*	4.609*
2 Oversize				
Nominal Fit at 75°F				
0.5 Undersize			0.020*	0.020*
Standard	0.001*	0.012*	0.012	0.013
1 Oversize	-0.023*	-0.018	-0.009*	-0.009*
2 Oversize				

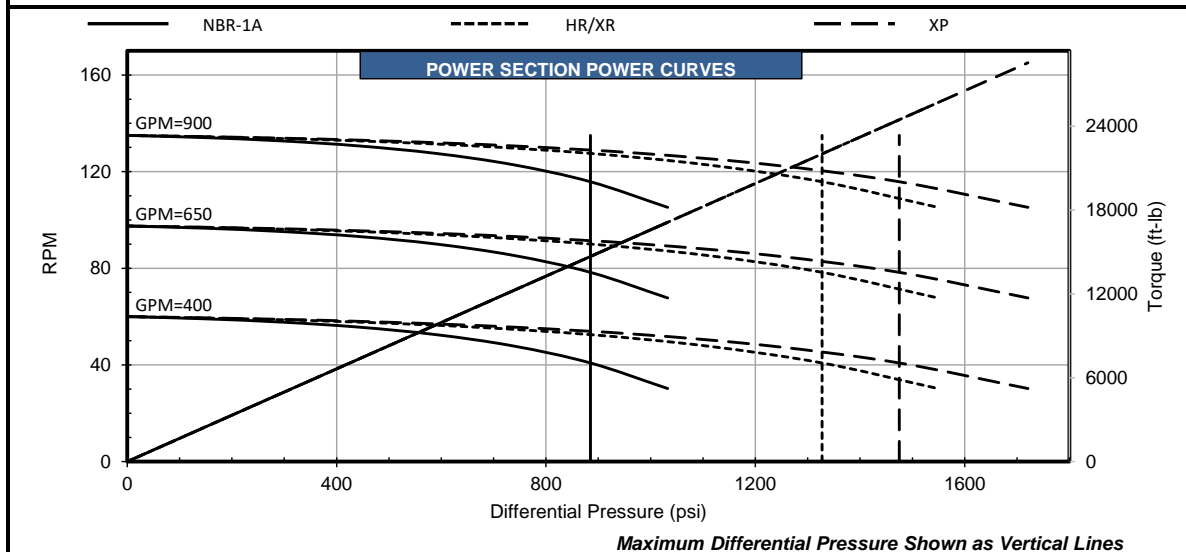
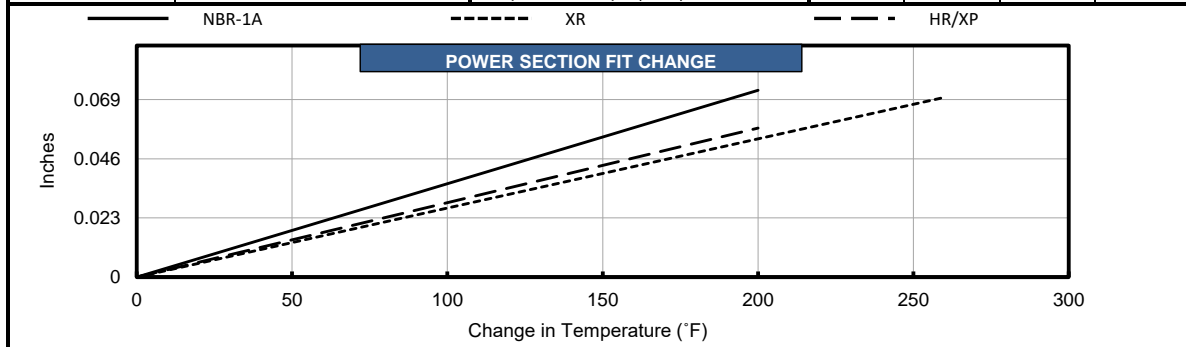
ROTOR SPECIFICATIONS		STATOR SPECIFICATIONS	
Overall Length** (in)	285.0	Overall Length (in)	300.0
Contour Length** (in)	278.5	Cutback #1** (in)	8.0
Eccentricity (in)	0.293	Cutback #2** (in)	8.0
Major Diameter (in)	5.186	Tube O.D. (in)	8.00
Weight (lb)	1037	Tube I.D. (in)	6.25
Head Diameter*** (in)	5.500	Weight (lb)	1777
Material**	17-4SS		
Thread Form***	API NC40		

**Representative options given. Verify specific requirements before placing order.

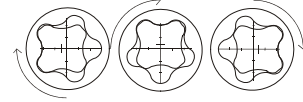
***Customer specified

*Pending production measurements

PERFORMANCE SPECIFICATIONS						
			NBR-1A	XR	HR	XP
Torque Slope	16.589 ft-lb/psi	Max. Diff. Press. (psi)	890	1330	1330	1480
Flow Range	400 to 900 GPM	Max. Torque (ft-lb)	14680	22020	22020	24470
RPG	0.150 rev/gal	Stall Diff. Press. (psi)	1330	1990	1990	2210
Speed Range	60 to 135 RPM	Stall Torque (ft-lb)	22020	33030	33030	36700
Off Bottom Press.	138 psi	Max. Recommended (HP)	324	486	486	540
		PSI Per Stage	150	225	225	250
		PSI Per Cavity	22	33	33	37
		Temperature Slope (in/°F)	0.000363	0.000269	0.000290	0.000290



Performance characteristics are estimates based on nominal conditions and are for reference only. Actual performance may be affected by rotor/stator fit, temperature, and other operating conditions. The torque may exceed the capacity of connected components and threads. Operating above the recommended limits of either the power section or connected components may reduce product life and result in damage to the power section and connected components. Data is subject to change without notice.



POWER SECTION

FIT INFORMATION - MINOR DIAMETER (mm)				
Stator Size	NBR-1A	DynaPower		
		XR	HR	XP
0.5 Undersize			116.33*	116.33*
Standard	116.81*	116.54*	116.54	116.51
1 Oversize	117.42*	117.30	117.07*	117.07*
2 Oversize				
Nominal Fit at 75°F				
0.5 Undersize			0.51*	0.51*
Standard	0.03*	0.30*	0.30	0.33
1 Oversize	-0.58*	-0.46	-0.23*	-0.23*
2 Oversize				

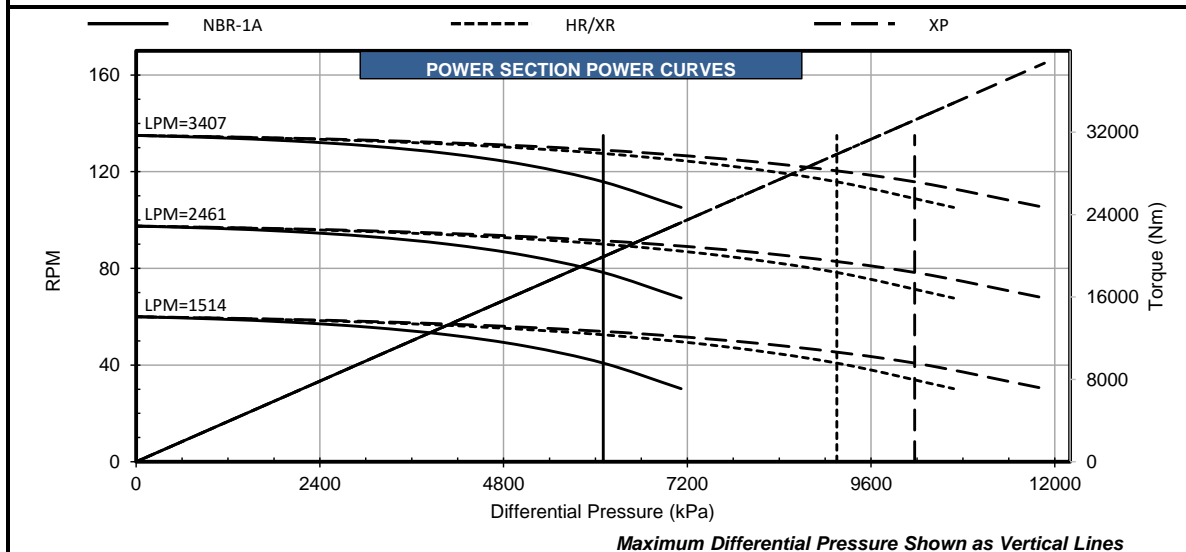
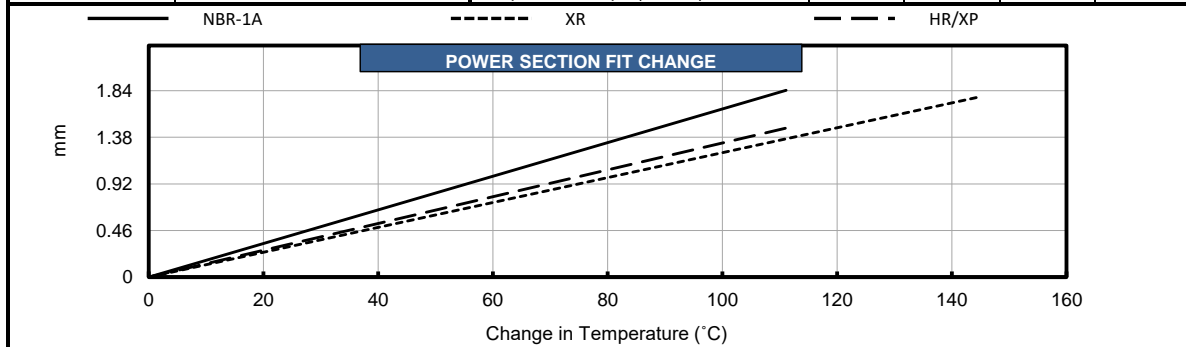
*Pending production measurements

ROTOR SPECIFICATIONS		STATOR SPECIFICATIONS	
Overall Length** (mm)	7239.0	Overall Length (mm)	7620.0
Contour Length** (mm)	7073.9	Cutback #1** (mm)	203.2
Eccentricity (mm)	7.44	Cutback #2** (mm)	203.2
Major Diameter (mm)	131.72	Tube O.D. (mm)	203.2
Weight (kg)	470	Tube I.D. (mm)	158.8
Head Diameter*** (mm)	139.70	Weight (kg)	806
Material**	17-4SS		
Thread Form***	API NC40		

**Representative options given. Verify specific requirements before placing order.

***Customer specified

PERFORMANCE SPECIFICATIONS						
			NBR-1A	XR	HR	XP
Torque Slope	3.262 Nm/kPa	Max. Diff. Press. (kPa)	6136	9170	9170	10204
Flow Range	1514 to 3407 Litre/min	Max. Torque (Nm)	19903	29855	29855	33177
RPG	0.040 rev/litre	Stall Diff. Press. (kPa)	9170	13721	13721	15237
Speed Range	60 to 135 RPM	Stall Torque (Nm)	29855	44783	44783	49759
Off Bottom Press.	951 kPa	Max. Recommended (kW)	242	362	362	403
		kPa Per Stage	1034	1551	1551	1724
		kPa Per Cavity	152	228	228	255
		Temperature Slope (mm/°C)	0.0166	0.0123	0.0132	0.0132



Performance characteristics are estimates based on nominal conditions and are for reference only. Actual performance may be affected by rotor/stator fit, temperature, and other operating conditions. The torque may exceed the capacity of connected components and threads. Operating above the recommended limits of either the power section or connected components may reduce product life and result in damage to the power section and connected components. Data is subject to change without notice.