

POWER SECTION

FIT INFORMATION - MINOR DIAMETER (in)				
Stator Size	NBR-1A	DynaPower		
		XR	HR	XP
1 Undersize		4.574*	4.574	4.574*
0.5 Undersize			4.590	4.591
Standard	4.585	4.600	4.596	4.596
1 Oversize	4.606		4.613	4.613*
2 Oversize	4.631		4.623	4.623*
Nominal Fit at 75°F				
1 Undersize		0.026*	0.026	0.026*
0.5 Undersize			0.010	0.009
Standard	0.015	0.000	0.004	0.004
1 Oversize	-0.006		-0.013	-0.013*
2 Oversize	-0.031		-0.023	-0.023*

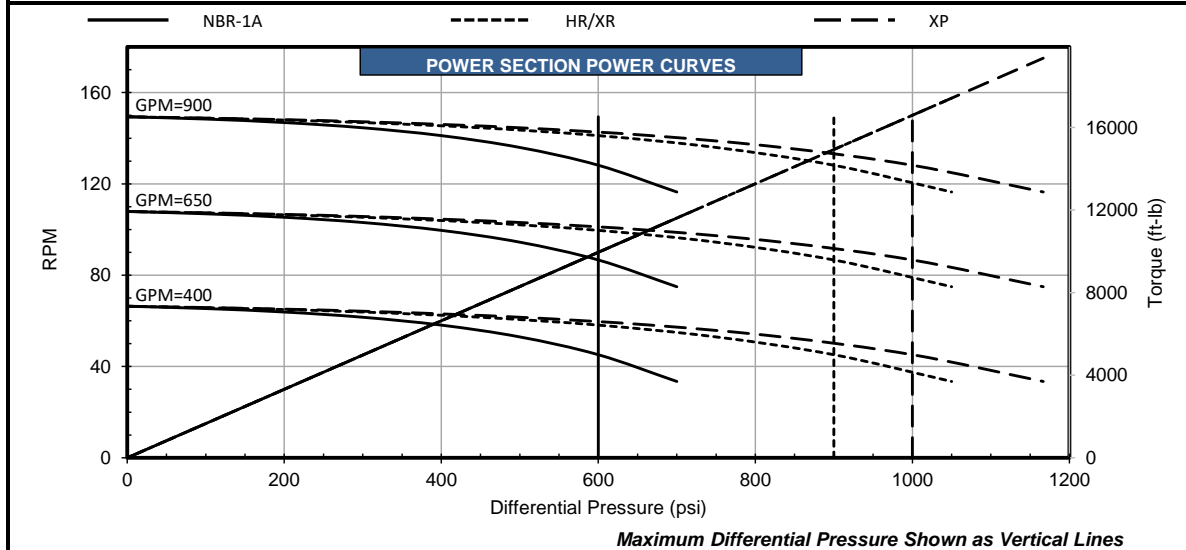
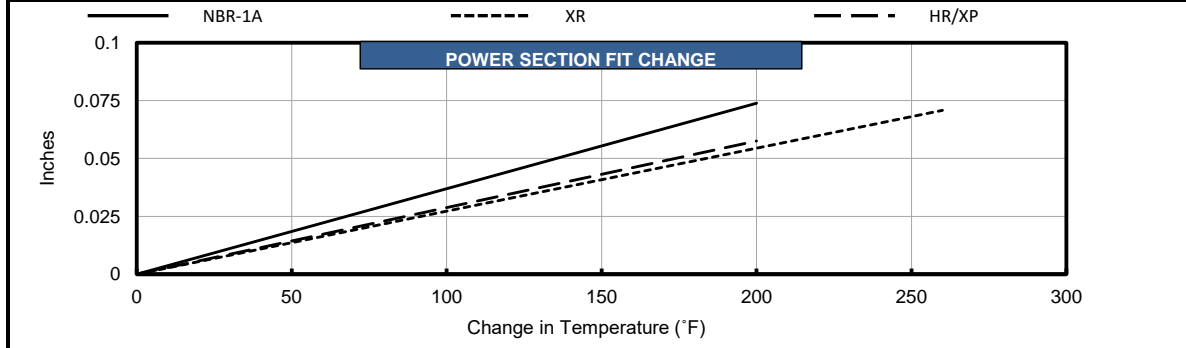
ROTOR SPECIFICATIONS		STATOR SPECIFICATIONS	
Overall Length** (in)	196.2	Overall Length (in)	203.2
Contour Length** (in)	188.2	Cutback #1** (in)	8.0
Eccentricity (in)	0.293	Cutback #2** (in)	8.0
Major Diameter (in)	5.186	Tube O.D. (in)	8.25
Weight (lb)	756	Tube I.D. (in)	6.25
Head Diameter*** (in)	4.750	Weight (lb)	1373
Material**	17-4SS		
Thread Form***	3 1/2 API IF		

*Pending production measurements

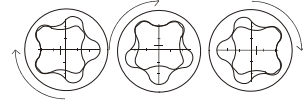
**Representative options given. Verify specific requirements before placing order.

***Customer specified

PERFORMANCE SPECIFICATIONS						
			NBR-1A	XR	HR	XP
Torque Slope	16.589 ft-lb/psi	Max. Diff. Press. (psi)	600	900	900	1000
Flow Range	400 to 900 GPM	Max. Torque (ft-lb)	9950	14930	14930	16590
RPG	0.166 rev/gal	Stall Diff. Press. (psi)	900	1350	1350	1500
Speed Range	66 to 149 RPM	Stall Torque (ft-lb)	14930	22400	22400	24880
Off Bottom Press.	138 psi	Max. Recommended (HP)	243	364	364	405
		PSI Per Stage	150	225	225	250
		PSI Per Cavity	24	36	36	40
		Temperature Slope (in/°F)	0.000369	0.000272	0.000288	0.000288



Performance characteristics are estimates based on nominal conditions and are for reference only. Actual performance may be affected by rotor/stator fit, temperature, and other operating conditions. The torque may exceed the capacity of connected components and threads. Operating above the recommended limits of either the power section or connected components may reduce product life and result in damage to the power section and connected components. Data is subject to change without notice.



POWER SECTION

FIT INFORMATION - MINOR DIAMETER (mm)				
Stator Size	NBR-1A	DynaPower		
		XR	HR	XP
1 Undersize		116.18*	116.18	116.18*
0.5 Undersize			116.59	116.61
Standard	116.46	116.84	116.74	116.74
1 Oversize	116.99		117.17	117.17*
2 Oversize	117.63		117.42	117.42*
Nominal Fit at 75°F				
1 Undersize		0.66*	0.66	0.66*
0.5 Undersize			0.25	0.23
Standard	0.38	0.00	0.10	0.10
1 Oversize	-0.15		-0.33	-0.33*
2 Oversize	-0.79		-0.58	-0.58*

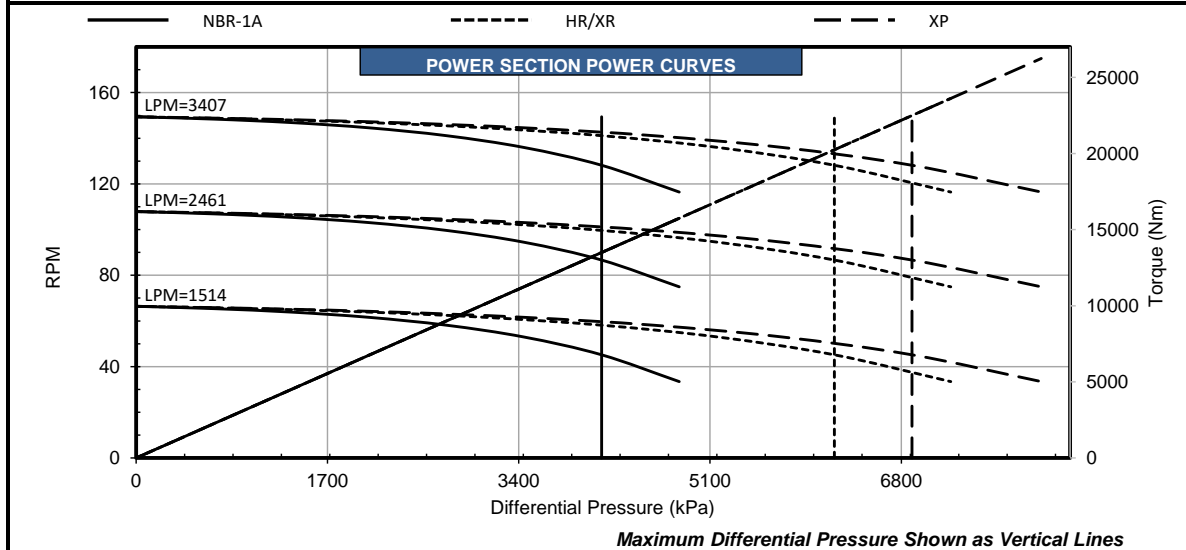
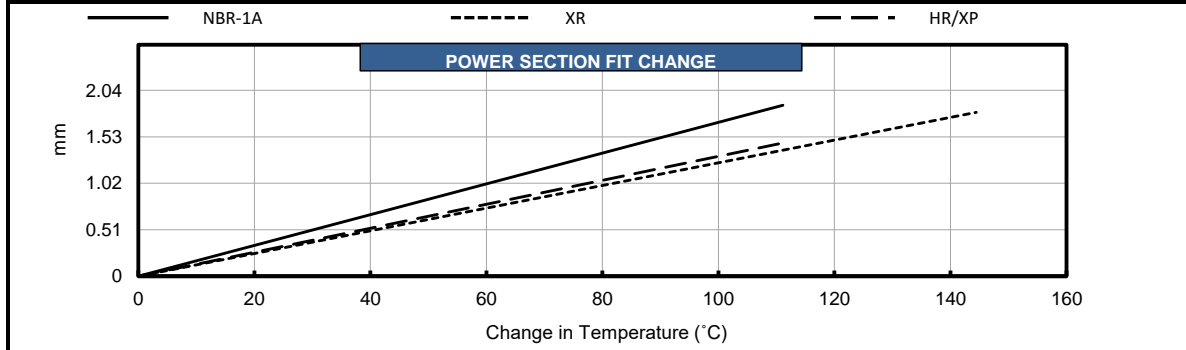
ROTOR SPECIFICATIONS		STATOR SPECIFICATIONS	
Overall Length** (mm)	4983.5	Overall Length (mm)	5161.3
Contour Length** (mm)	4780.3	Cutback #1** (mm)	203.2
Eccentricity (mm)	7.44	Cutback #2** (mm)	203.2
Major Diameter (mm)	131.72	Tube O.D. (mm)	209.6
Weight (kg)	343	Tube I.D. (mm)	158.8
Head Diameter*** (mm)	120.65	Weight (kg)	623
Material**	17-4SS		
Thread	3 1/2 API IF		
Form***			

*Pending production measurements

**Representative options given. Verify specific requirements before placing order.

***Customer specified

PERFORMANCE SPECIFICATIONS						
			NBR-1A	XR	HR	XP
Torque Slope	3.262 Nm/kPa	Max. Diff. Press. (kPa)	4137	6205	6205	6895
Flow Range	1514 to 3407 Litre/min	Max. Torque (Nm)	13490	20242	20242	22493
RPG	0.044 rev/litre	Stall Diff. Press. (kPa)	6205	9308	9308	10342
Speed Range	66 to 149 RPM	Stall Torque (Nm)	20242	30370	30370	33733
Off Bottom Press.	951 kPa	Max. Recommended (kW)	181	272	272	302
		kPa Per Stage	1034	1551	1551	1724
		kPa Per Cavity	165	248	248	276
		Temperature Slope (mm/°C)	0.0169	0.0124	0.0132	0.0132



Performance characteristics are estimates based on nominal conditions and are for reference only. Actual performance may be affected by rotor/stator fit, temperature, and other operating conditions. The torque may exceed the capacity of connected components and threads. Operating above the recommended limits of either the power section or connected components may reduce product life and result in damage to the power section and connected components. Data is subject to change without notice.