

## POWER SECTION

FIT INFORMATION - MINOR DIAMETER (in)				
Stator Size	NBR-1A	DynaPower		
		XR	HR	XP
1 Undersize			2.737*	2.737
Standard	2.744	2.759	2.746	2.752
1 Oversize	2.762		2.763	2.763*
2 Oversize		2.773		
Nominal Fit at 75°F				
1 Undersize			0.011*	0.011
Standard	0.004	-0.011	0.002	-0.004
1 Oversize	-0.014		-0.015	-0.015*
2 Oversize		-0.025		

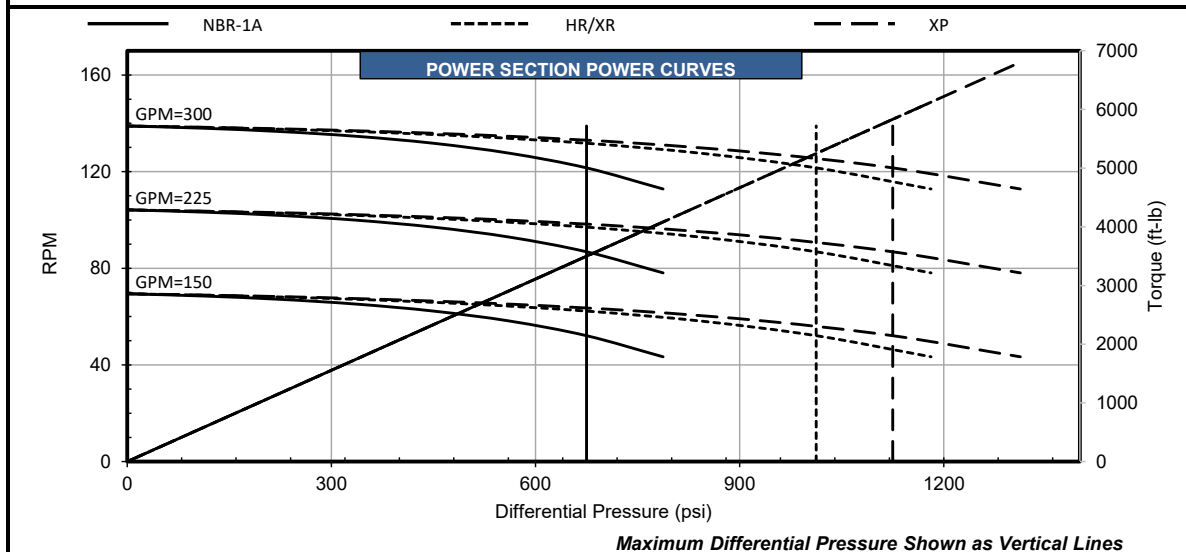
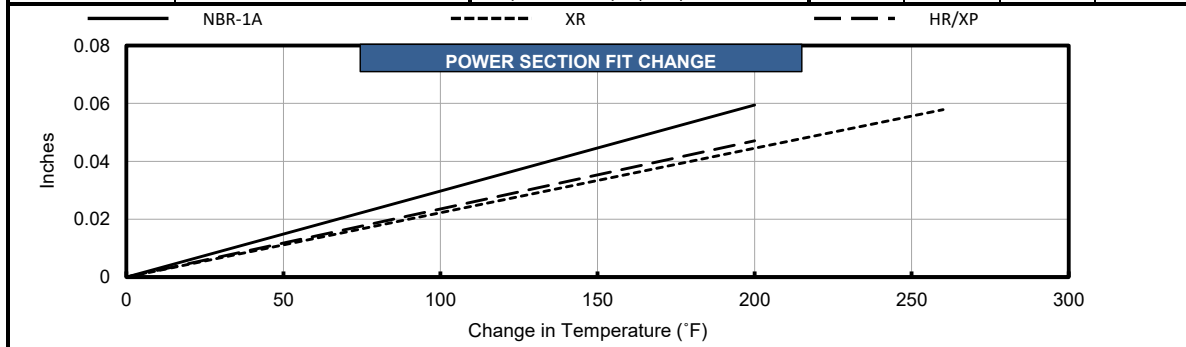
\*Pending production measurements

ROTOR SPECIFICATIONS		STATOR SPECIFICATIONS	
Overall Length** (in)	220.0	Overall Length (in)	229.3
Contour Length** (in)	214.3	Cutback #1** (in)	8.0
Eccentricity (in)	0.172	Cutback #2** (in)	8.0
Major Diameter (in)	3.091	Tube O.D. (in)	5.00
Weight (lb)	355	Tube I.D. (in)	3.75
Head Diameter*** (in)	2.75	Weight (lb)	527
Material**	17-4SS		
Thread	2 3/8 Hughes External		
Form***	Flush Mod Flat		

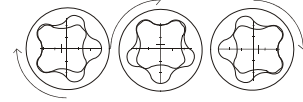
\*\*Representative options given. Verify specific requirements before placing order.

\*\*\*Customer specified

PERFORMANCE SPECIFICATIONS						
		NBR-1A	XR	HR	XP	
Torque Slope	5.185 ft-lb/psi	680	1010	1010	1130	Max. Diff. Press. (psi)
Flow Range	150 to 300 GPM	3500	5250	5250	5830	Max. Torque (ft-lb)
RPG	0.463 rev/gal	1010	1520	1520	1690	Stall Diff. Press. (psi)
Speed Range	69 to 139 RPM	5250	7870	7870	8750	Stall Torque (ft-lb)
Off Bottom Press.	70 psi	81	122	122	135	Max. Recommended (HP)
		150	225	225	250	PSI Per Stage
		23	35	35	39	PSI Per Cavity
		0.000297	0.000222	0.000235	0.000235	Temperature Slope (in/°F)



Performance characteristics are estimates based on nominal conditions and are for reference only. Actual performance may be affected by rotor/stator fit, temperature, and other operating conditions. The torque may exceed the capacity of connected components and threads. Operating above the recommended limits of either the power section or connected components may reduce product life and result in damage to the power section and connected components. Data is subject to change without notice.



## POWER SECTION

FIT INFORMATION - MINOR DIAMETER (mm)				
Stator Size	NBR-1A	DynaPower		
		XR	HR	XP
1 Undersize			69.52*	69.52
Standard	69.70	70.08	69.75	69.90
1 Oversize	70.15		70.18	70.18*
2 Oversize		70.43		
Nominal Fit at 75°F				
1 Undersize			0.28*	0.28
Standard	0.10	-0.28	0.05	-0.10
1 Oversize	-0.36		-0.38	-0.38*
2 Oversize		-0.64		

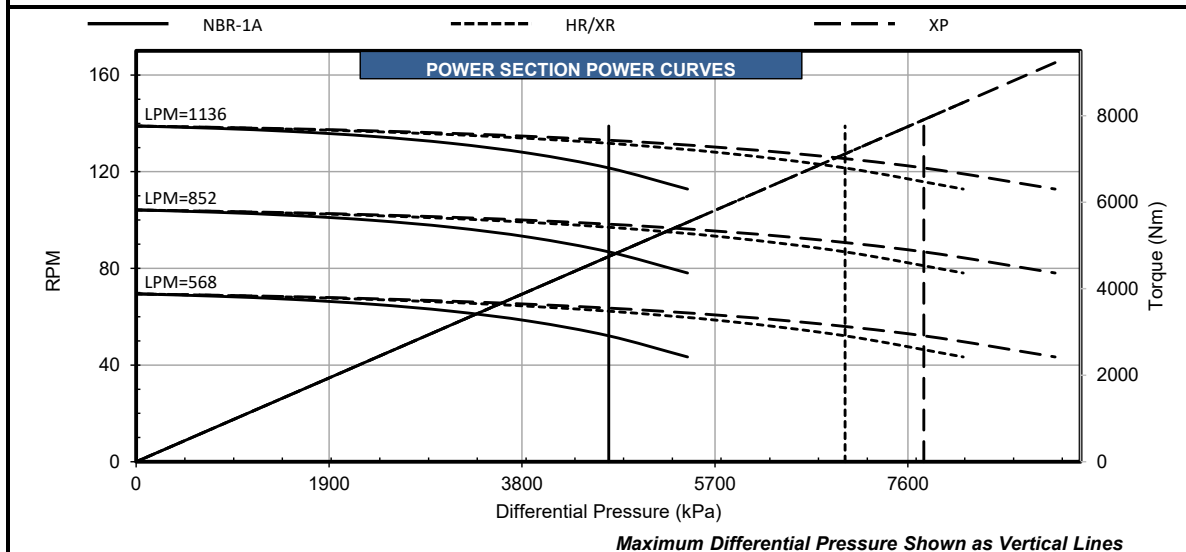
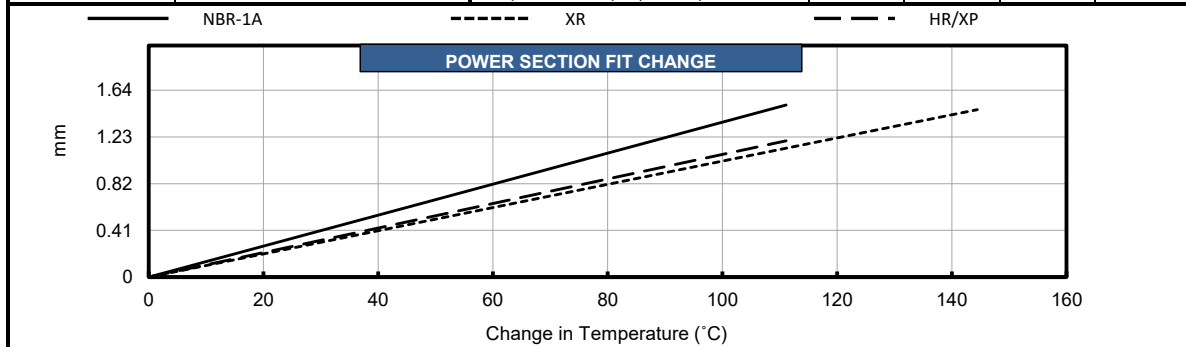
ROTOR SPECIFICATIONS		STATOR SPECIFICATIONS	
Overall Length** (mm)	5588.0	Overall Length (mm)	5824.2
Contour Length** (mm)	5443.2	Cutback #1** (mm)	203.2
Eccentricity (mm)	4.36	Cutback #2** (mm)	203.2
Major Diameter (mm)	78.51	Tube O.D. (mm)	127.0
Weight (kg)	161	Tube I.D. (mm)	95.3
Head Diameter*** (mm)	69.85	Weight (kg)	239
Material**	17-4SS		
Thread	2 3/8 Hughes External		
Form***	Flush Mod Flat		

\*\*Representative options given. Verify specific requirements before placing order.

\*\*\*Customer specified

\*Pending production measurements

PERFORMANCE SPECIFICATIONS							
		NBR-1A	XR	HR	XP		
Torque Slope	1.020 Nm/kPa	4688	6964	6964	7791	Max. Diff. Press. (kPa)	
Flow Range	568 to 1136 Litre/min	4745	7118	7118	7904	Max. Torque (Nm)	
RPG	0.122 rev/litre	6964	10480	10480	11652	Stall Diff. Press. (kPa)	
Speed Range	69 to 139 RPM	7118	10670	10670	11863	Stall Torque (Nm)	
Off Bottom Press.	483 kPa	60	91	91	101	Max. Recommended (kW)	
		1034	1551	1551	1724	kPa Per Stage	
		159	241	241	269	kPa Per Cavity	
		0.0136	0.0102	0.0108	0.0108	Temperature Slope (mm/°C)	



Performance characteristics are estimates based on nominal conditions and are for reference only. Actual performance may be affected by rotor/stator fit, temperature, and other operating conditions. The torque may exceed the capacity of connected components and threads. Operating above the recommended limits of either the power section or connected components may reduce product life and result in damage to the power section and connected components. Data is subject to change without notice.