

## POWER SECTION

FIT INFORMATION - MINOR DIAMETER (in)				
Stator Size	DynaPower			
	HR	XR	XP	XE
1 Undersize	2.998		2.997	2.998*
Standard	3.009	3.012	3.006	3.009*
1 Oversize	3.024	3.024*	3.024*	3.024*
2 Oversize	3.039	3.039*	3.039*	3.039*
Nominal Fit at 75°F				
1 Undersize	0.011		0.012	0.011*
Standard	0.000	-0.003	0.003	0.000*
1 Oversize	-0.015	-0.015*	-0.015*	-0.015*
2 Oversize	-0.030	-0.030*	-0.030*	-0.030*

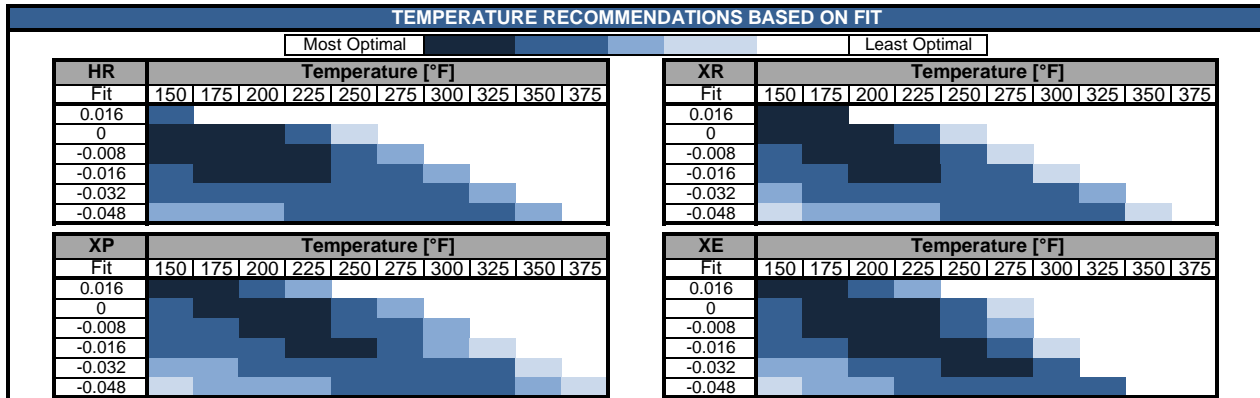
\*Pending production measurements

ROTOR SPECIFICATIONS		STATOR SPECIFICATIONS	
Overall Length** (in)	235.0	Overall Length (in)	250.0
Contour Length** (in)	229.5	Cutback #1** (in)	8.0
Eccentricity (in)	0.173	Cutback #2** (in)	15.5
Major Diameter (in)	3.354	Tube O.D. (in)	5.00
Weight (lb)	485	Tube I.D. (in)	4.00
Head Diameter*** (in)	3.45	Weight (lb)	468
Material**	17-4SS		
Thread	2 7/8 Hughes		
Form***	External Flush Mod		

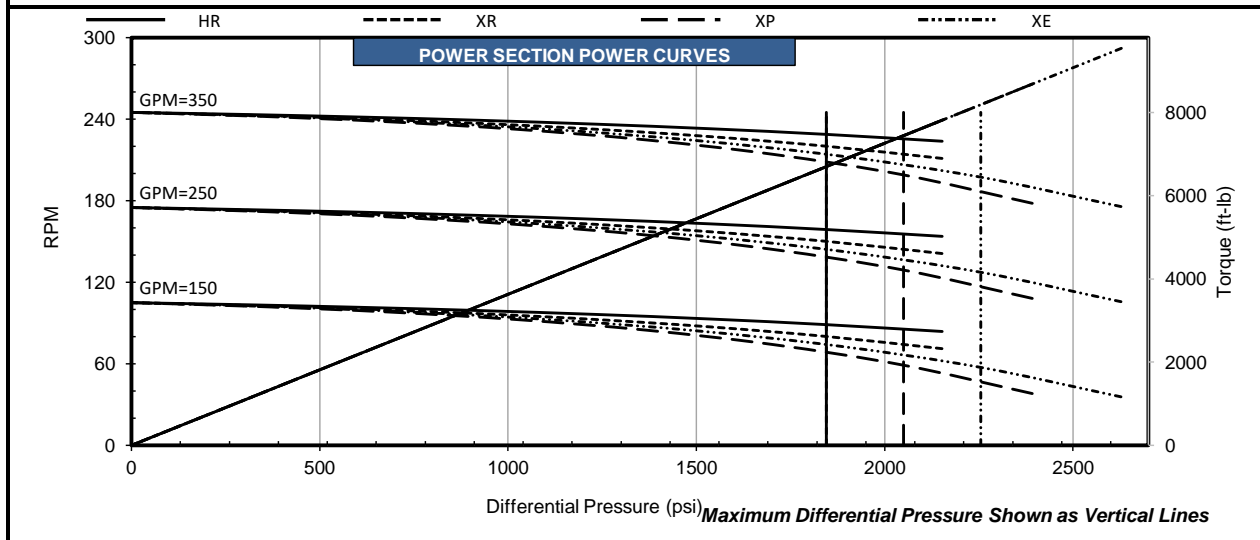
\*\*Representative options given. Verify specific requirements before placing order.

\*\*\*Customer specified

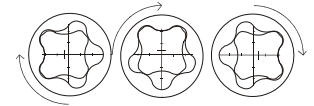
PERFORMANCE SPECIFICATIONS					
		HR	XR	XP	XE
Torque Slope	3.631 ft-lb/psi				
Flow Range	150 to 350 GPM				
RPG	0.700 rev/gal				
Speed Range	105 to 245 RPM				
Off Bottom Press.	121 psi				
	Max. Diff. Press. (psi)	1850	1850	2050	2260
	Max. Torque (ft-lb)	6700	6700	7440	8190
	Stall Diff. Press. (psi)	2770	2770	3080	3380
	Stall Torque (ft-lb)	10050	10050	11170	12280
	Max. Recommended (HP)	292	281	282	308
	PSI Per Stage	225	225	250	275
	PSI Per Cavity	31	31	35	38
	Temperature Slope (in/°F)	0.000230	0.000216	0.000230	0.000240



Fit / temperature guidance assumes run conditions and mud compatibility effects from global data analysis at max flow and recommended differential pressure for maximum life.



Performance characteristics are estimates based on nominal conditions and are for reference only. Actual performance may be affected by rotor/stator fit, temperature, and other operating conditions. The torque may exceed the capacity of connected components and threads. Operating above the recommended limits of either the power section or connected components may reduce product life and result in damage to the power section and connected components. Data is subject to change without notice.



## POWER SECTION

FIT INFORMATION - MINOR DIAMETER (mm)				
Stator Size	DynaPower			
	HR	XR	XP	XE
1 Undersize	76.15		76.12	76.15*
Standard	76.43	76.50	76.35	76.43*
1 Oversize	76.81	76.81*	76.81*	76.81*
2 Oversize	77.19	77.19*	77.19*	77.19*
Nominal Fit at 75°F				
1 Undersize	0.28		0.30	0.28*
Standard	0.00	-0.08	0.08	0.00*
1 Oversize	-0.38	-0.38*	-0.38*	-0.38*
2 Oversize	-0.76	-0.76*	-0.76*	-0.76*

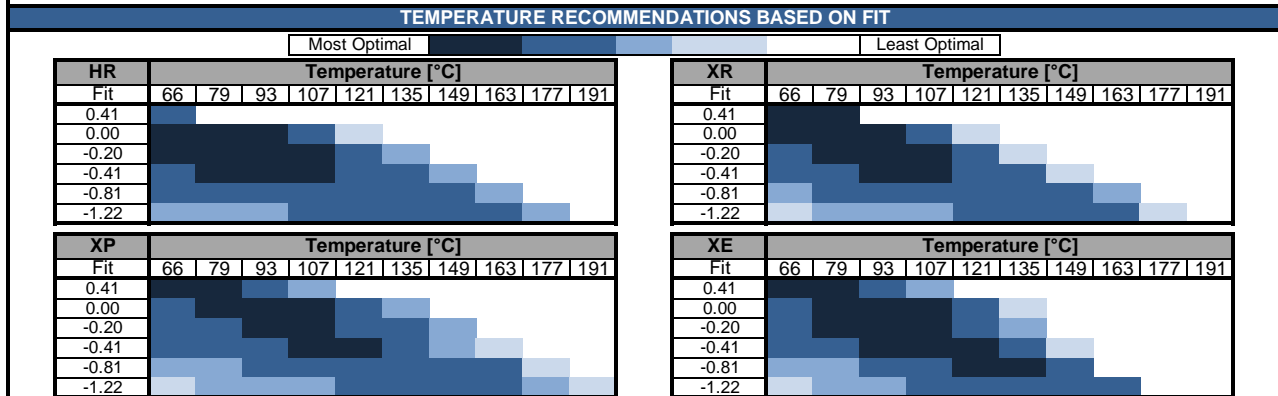
\*Pending production measurements

ROTOR SPECIFICATIONS		STATOR SPECIFICATIONS	
Overall Length** (mm)	5969.0	Overall Length (mm)	6350.0
Contour Length** (mm)	5829.3	Cutback #1** (mm)	203.2
Eccentricity (mm)	4.38	Cutback #2** (mm)	393.7
Major Diameter (mm)	85.19	Tube O.D. (mm)	127.0
Weight (kg)	220	Tube I.D. (mm)	101.6
Head Diameter*** (mm)	87.63	Weight (kg)	212
Material**	17-4SS		
Thread	2 7/8 Hughes		
Form***	External Flush Mod		

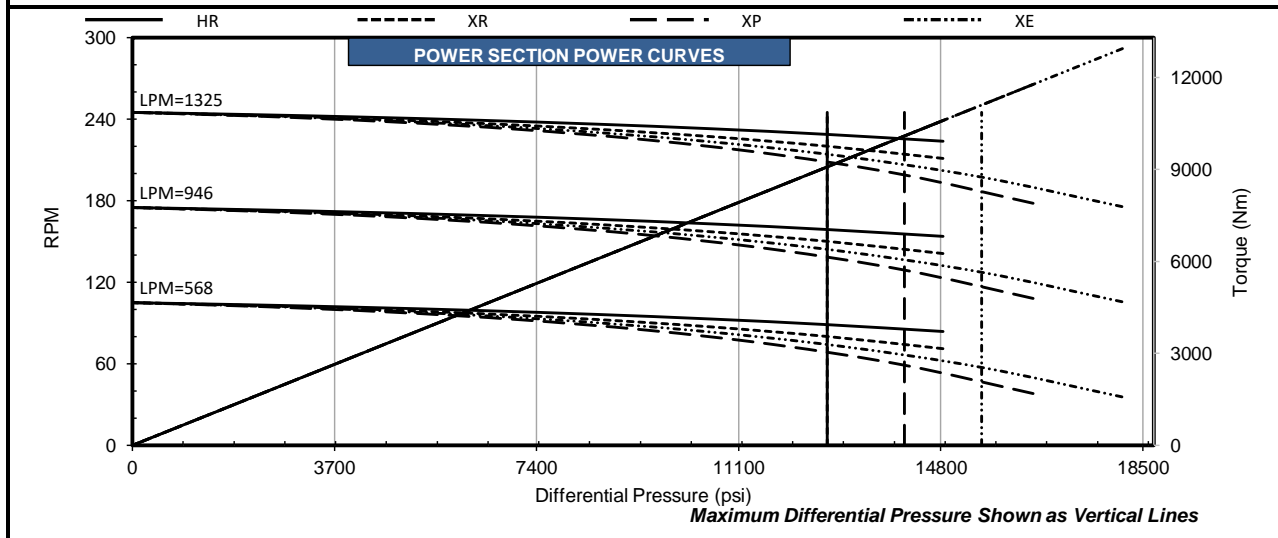
\*\*Representative options given. Verify specific requirements before placing order.

\*\*\*Customer specified

PERFORMANCE SPECIFICATIONS						
		HR	XR	XP	XE	
Torque Slope	0.714 Nm/kPa	12755	12755	14134	15582	
Flow Range	568 to 1325 Litre/min	9084	9084	10087	11104	
RPG	0.185 rev/litre	19098	19098	21236	23304	
Speed Range	105 to 245 RPM	13626	13626	15144	16649	
Off Bottom Press.	834 kPa	218	209	210	230	
		kPa Per Stage	1551	1551	1724	1896
		kPa Per Cavity	214	214	241	262
		Temperature Slope (mm/°C)	0.0105	0.0099	0.0105	0.0110



Fit / temperature guidance assumes run conditions and mud compatibility effects from global data analysis at max flow and recommended differential pressure for maximum life.



Performance characteristics are estimates based on nominal conditions and are for reference only. Actual performance may be affected by rotor/stator fit, temperature, and other operating conditions. The torque may exceed the capacity of connected components and threads. Operating above the recommended limits of either the power section or connected components may reduce product life and result in damage to the power section and connected components. Data is subject to change without notice.