

## POWER SECTION

FIT INFORMATION - MINOR DIAMETER (in)				
Stator Size	DynaPower			
	HR	XR	XP	XE
1 Undersize	4.138		4.138	4.138*
0.5 Undersize	4.154		4.154	4.154*
Standard	4.158	4.169	4.164	4.158*
1 Oversize	4.166	4.166*	4.171	4.166*
Nominal Fit at 75°F				
1 Undersize	0.013		0.013	0.013*
0.5 Undersize	-0.003		-0.003	-0.003*
Standard	-0.007	-0.018	-0.013	-0.007*
1 Oversize	-0.015	-0.015*	-0.020	-0.015*

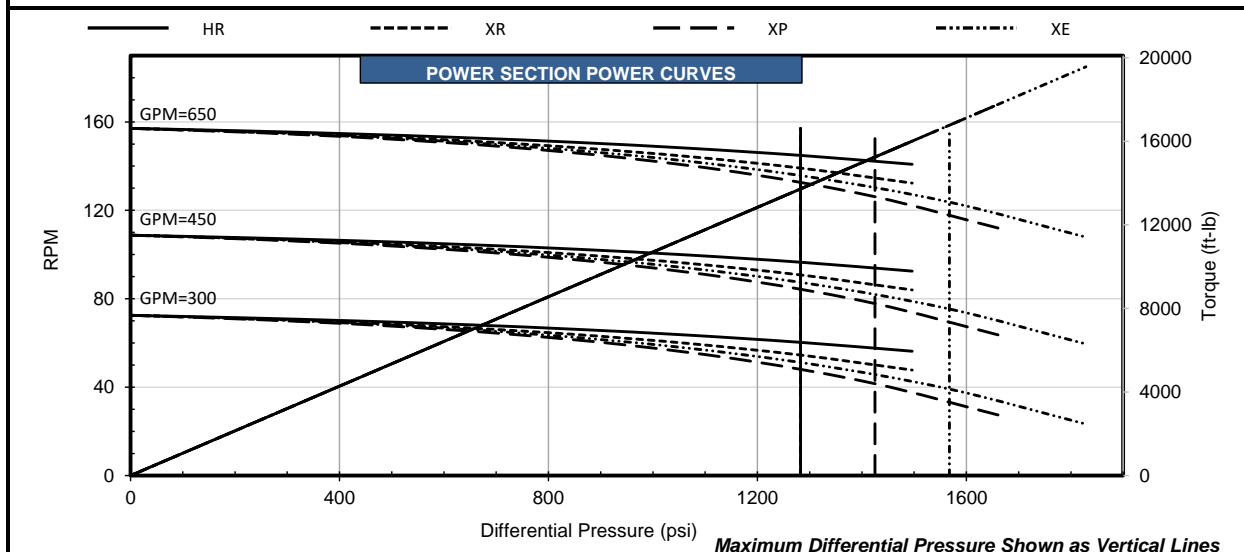
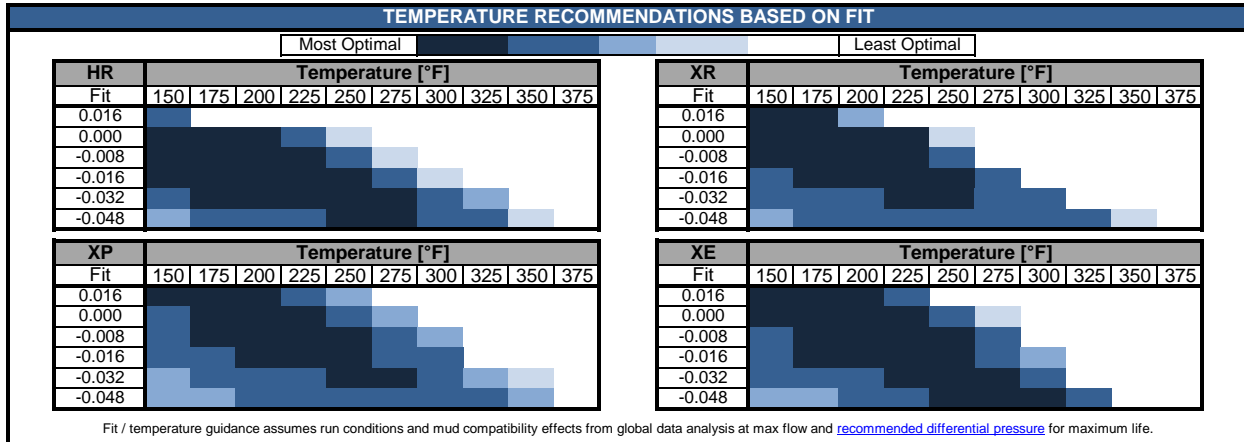
\*Pending production measurements

ROTOR SPECIFICATIONS		STATOR SPECIFICATIONS	
Overall Length** (in)	252.0	Overall Length (in)	260.0
Contour Length** (in)	245.0	Cutback #1** (in)	8.0
Eccentricity (in)	0.247	Cutback #2** (in)	8.0
Major Diameter (in)	4.644	Tube O.D. (in)	6.75
Weight (lb)	883	Tube I.D. (in)	5.50
Head Diameter*** (in)	4.50	Weight (lb)	827
Material**	17-4SS		
Thread	2 7/8 API REG OR		
Form***	2 7/8 API IF		

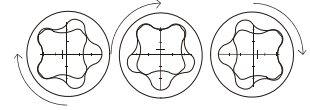
\*\*Representative options given. Verify specific requirements before placing order.

\*\*\*Customer specified

PERFORMANCE SPECIFICATIONS						
		HR	XR	XP	XE	
Torque Slope	10.698 ft-lb/psi					
Flow Range	300 to 650 GPM					
RPG	0.242 rev/gal					
Speed Range	73 to 157 RPM					
Off Bottom Press.	111 psi					
		Max. Diff. Press. (psi)	1280	1280	1430	1570
		Max. Torque (ft-lb)	13720	13720	15240	16770
		Stall Diff. Press. (psi)	1920	1920	2140	2350
		Stall Torque (ft-lb)	20580	20580	22870	25150
		Max. Recommended (HP)	378	363	366	395
		PSI Per Stage	225	225	250	275
		PSI Per Cavity	33	33	37	41
		Temperature Slope (in/°F)	0.000298	0.000282	0.000298	0.000312



Performance characteristics are estimates based on nominal conditions and are for reference only. Actual performance may be affected by rotor/stator fit, temperature, and other operating conditions. The torque may exceed the capacity of connected components and threads. Operating above the recommended limits of either the power section or connected components may reduce product life and result in damage to the power section and connected components. Data is subject to change without notice.



## POWER SECTION

FIT INFORMATION - MINOR DIAMETER (mm)				
Stator Size	DynaPower			
	HR	XR	XP	XE
1 Undersize	105.11		105.11	105.11*
0.5 Undersize	105.51		105.51	105.51*
Standard	105.61	105.89	105.77	105.61*
1 Oversize	105.82	105.82*	105.94	105.82*
Nominal Fit at 75°F				
1 Undersize	0.33		0.33	0.33*
0.5 Undersize	-0.08		-0.08	-0.08*
Standard	-0.18	-0.46	-0.33	-0.18*
1 Oversize	-0.38	-0.38*	-0.51	-0.38*

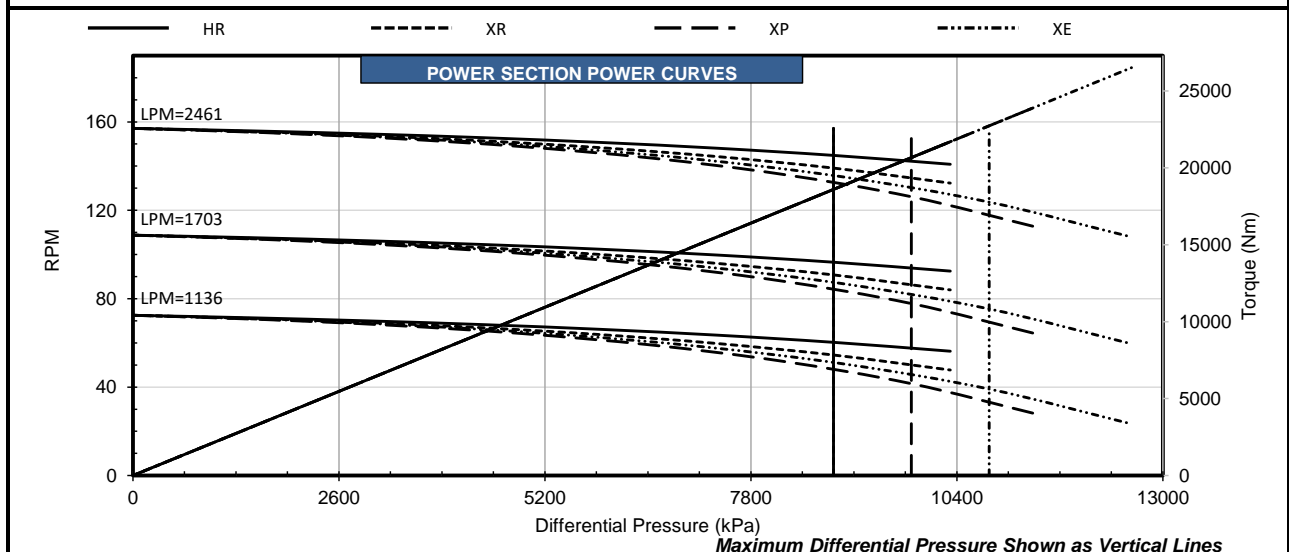
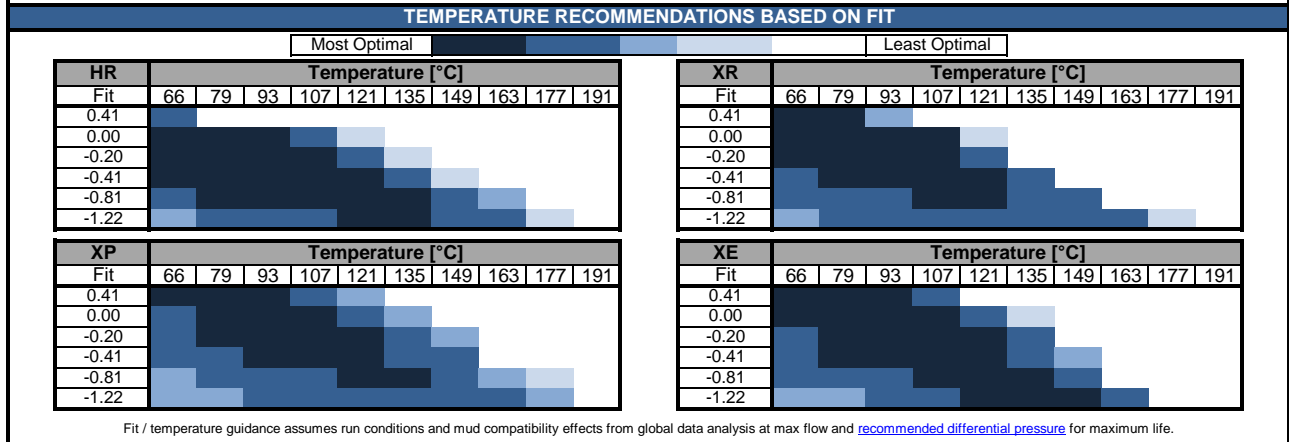
\*Pending production measurements

ROTOR SPECIFICATIONS		STATOR SPECIFICATIONS	
Overall Length** (mm)	6400.8	Overall Length (mm)	6604.0
Contour Length** (mm)	6223.0	Cutback #1** (mm)	203.2
Eccentricity (mm)	6.26	Cutback #2** (mm)	203.2
Major Diameter (mm)	117.96	Tube O.D. (mm)	171.5
Weight (kg)	401	Tube I.D. (mm)	139.7
Head Diameter*** (mm)	114.30	Weight (kg)	375
Material**	17-4SS		
Thread	2 7/8 API REG OR		
Form**	2 7/8 API IF		

\*\*Representative options given. Verify specific requirements before placing order.

\*\*\*Customer specified

PERFORMANCE SPECIFICATIONS						
		HR	XR	XP	XE	
Torque Slope	2.104 Nm/kPa	8825	8825	9860	10825	Max. Diff. Press. (kPa)
Flow Range	1136 to 2461 Litre/min	18602	18602	20663	22737	Max. Torque (Nm)
RPG	0.064 rev/litre	13238	13238	14755	16203	Stall Diff. Press. (kPa)
Speed Range	73 to 157 RPM	27903	27903	31008	34099	Stall Torque (Nm)
Off Bottom Press.	765 kPa	282	271	273	295	Max. Recommended (kW)
		1551	1551	1724	1896	kPa Per Stage
		228	228	255	283	kPa Per Cavity
		0.0136	0.0129	0.0136	0.0143	Temperature Slope (mm/°C)



Performance characteristics are estimates based on nominal conditions and are for reference only. Actual performance may be affected by rotor/stator fit, temperature, and other operating conditions. The torque may exceed the capacity of connected components and threads. Operating above the recommended limits of either the power section or connected components may reduce product life and result in damage to the power section and connected components. Data is subject to change without notice.