

## POWER SECTION

FIT INFORMATION - MINOR DIAMETER (in)				
Stator Size	DynaPower			
	HR	XR	XP	XE
1 Undersize	4.011*	4.011*	4.013	4.011*
Standard	4.022	4.022*	4.023	4.022*
0.5 Oversize	4.039	4.039*	4.038	4.039*
1 Oversize	4.052	4.062	4.055	4.052*
3 Oversize		4.079		
Nominal Fit at 75°F				
1 Undersize	0.026*	0.026*	0.024	0.026*
Standard	0.015	0.015*	0.015	0.015*
0.5 Oversize	-0.002	-0.002*	-0.001	-0.002*
1 Oversize	-0.015	-0.025	-0.018	-0.015*
3 Oversize		-0.042		

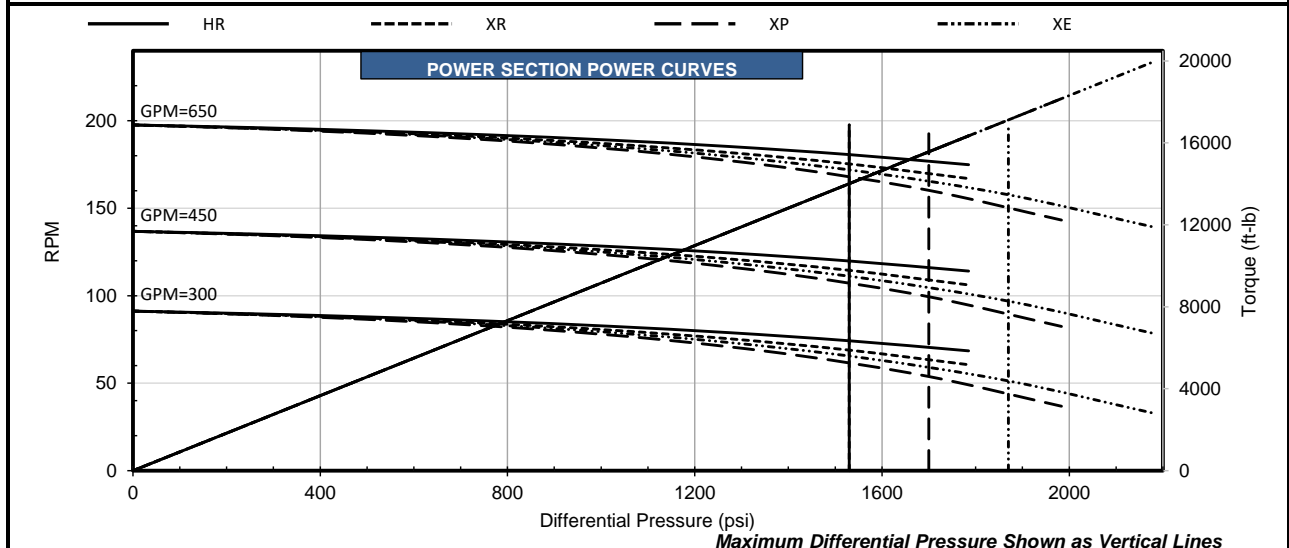
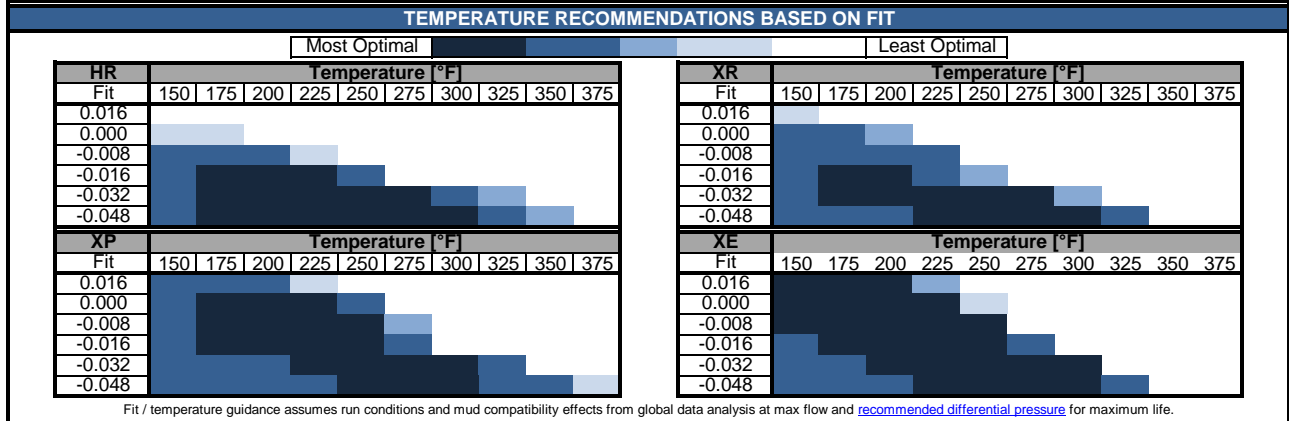
ROTOR SPECIFICATIONS		STATOR SPECIFICATIONS	
Overall Length** (in)	233.0	Overall Length (in)	246.0
Contour Length** (in)	226.0	Cutback #1** (in)	7.0
Eccentricity (in)	0.250	Cutback #2** (in)	15.0
Major Diameter (in)	4.538	Tube O.D. (in)	7.00
Weight (lb)	770	Tube I.D. (in)	5.50
Head Diameter*** (in)	4.50	Weight (lb)	1093
Material**	17-4SS		
Thread	2 7/8 Hughes Slimline		
Form***			

\*Pending production measurements

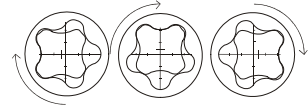
\*\*Representative options given. Verify specific requirements before placing order.

\*\*\*Customer specified

PERFORMANCE SPECIFICATIONS						
		HR	XR	XP	XE	
Torque Slope		9.157 ft-lb/psi				
Flow Range		300 to 650 GPM				
RPG		0.304 rev/gal				
Speed Range		91 to 198 RPM				
Off Bottom Press.		155 psi				
Max. Diff. Press. (psi)		1530	1530	1700	1870	
Max. Torque (ft-lb)		14010	14010	15570	17120	
Stall Diff. Press. (psi)		2300	2300	2550	2810	
Stall Torque (ft-lb)		21020	21020	23350	25690	
Max. Recommended (HP)		482	468	475	514	
PSI Per Stage		225	225	250	275	
PSI Per Cavity		32	32	36	39	
Temperature Slope (in/°F)		0.000261	0.000246	0.000261	0.000270	



Performance characteristics are estimates based on nominal conditions and are for reference only. Actual performance may be affected by rotor/stator fit, temperature, and other operating conditions. The torque may exceed the capacity of connected components and threads. Operating above the recommended limits of either the power section or connected components may reduce product life and result in damage to the power section and connected components. Data is subject to change without notice.



## POWER SECTION

FIT INFORMATION - MINOR DIAMETER (mm)				
Stator Size	DynaPower			
	HR	XR	XP	XE
1 Undersize	101.88*	101.88*	101.93	101.88*
Standard	102.16	102.16*	102.18	102.16*
0.5 Oversize	102.59	102.59*	102.57	102.59*
1 Oversize	102.92	103.17	103.00	102.92*
3 Oversize		103.61		
Nominal Fit at 75°F				
1 Undersize	0.66*	0.66*	0.61	0.66*
Standard	0.38	0.38*	0.38	0.38*
0.5 Oversize	-0.05	-0.05*	-0.03	-0.05*
1 Oversize	-0.38	-0.64	-0.46	-0.38*
3 Oversize		-1.07		

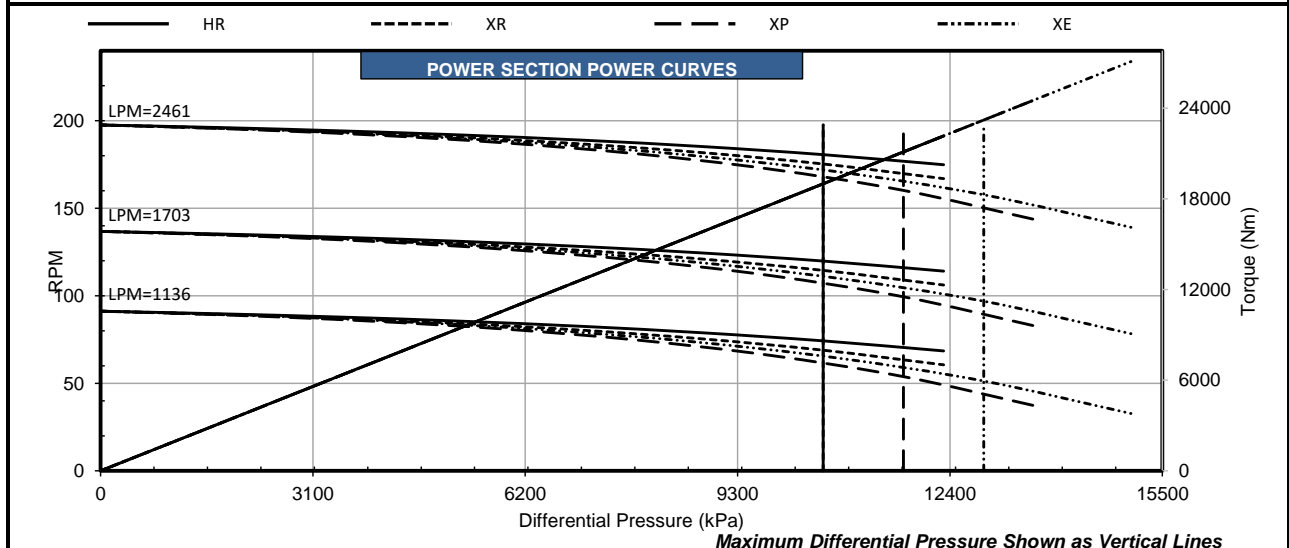
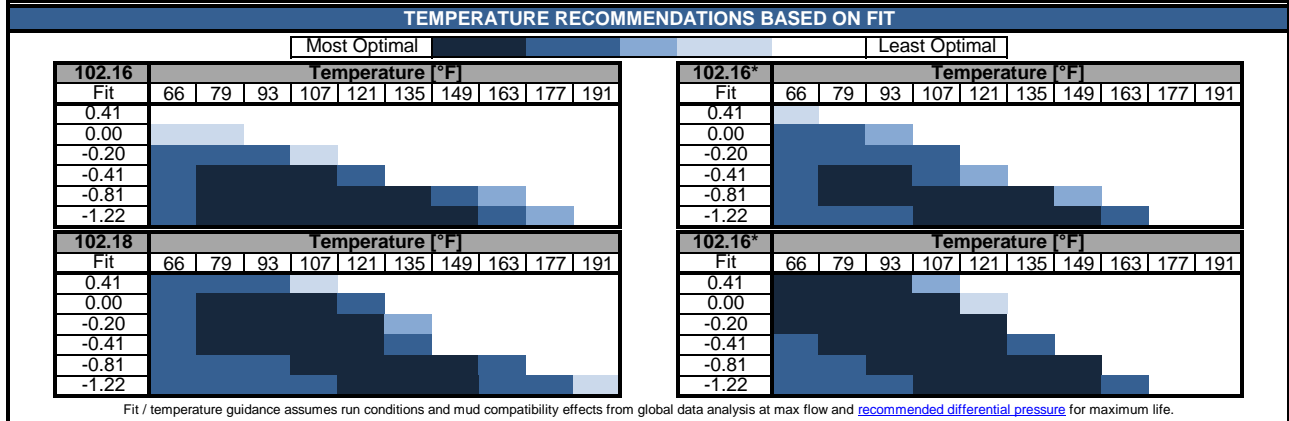
ROTOR SPECIFICATIONS		STATOR SPECIFICATIONS	
Overall Length** (mm)	5918.2	Overall Length (mm)	6248.4
Contour Length** (mm)	5740.4	Cutback #1** (mm)	177.8
Eccentricity (mm)	6.36	Cutback #2** (mm)	381.0
Major Diameter (mm)	115.27	Tube O.D. (mm)	177.8
Weight (kg)	349	Tube I.D. (mm)	139.7
Head Diameter*** (mm)	114.30	Weight (kg)	496
Material**	17-4SS		
Thread	2 7/8 Hughes Slimline		
Form***	H-90		

\*Pending production measurements

\*\*Representative options given. Verify specific requirements before placing order.

\*\*\*Customer specified

PERFORMANCE SPECIFICATIONS						
		HR	XR	XP	XE	
Torque Slope	1.801 Nm/kPa					
Flow Range	1136 to 2461 Litre/min					
RPG	0.080 rev/litre					
Speed Range	91 to 198 RPM					
Off Bottom Press.	1069 kPa					
		Max. Diff. Press. (kPa)	10549	10549	11721	12893
		Max. Torque (Nm)	18995	18995	21110	23212
		Stall Diff. Press. (kPa)	15858	15858	17582	19374
		Stall Torque (Nm)	28499	28499	31658	34831
		Max. Recommended (kW)	359	349	354	384
		kPa Per Stage	1551	1551	1724	1896
		kPa Per Cavity	221	221	248	269
		Temperature Slope (mm/°C)	0.0119	0.0113	0.0119	0.0124



Performance characteristics are estimates based on nominal conditions and are for reference only. Actual performance may be affected by rotor/stator fit, temperature, and other operating conditions. The torque may exceed the capacity of connected components and threads. Operating above the recommended limits of either the power section or connected components may reduce product life and result in damage to the power section and connected components. Data is subject to change without notice.