

POWER SECTION

FIT INFORMATION - MINOR DIAMETER (in)				
Stator Size	DynaPower			
	HR	XR	XP	XE
1 Undersize	2.596		2.596*	2.596*
Standard	2.610	2.620	2.610*	2.610*
1 Oversize	2.624	2.634	2.624*	2.624*
2 Oversize	2.651	2.651*	2.651*	2.651*
Nominal Fit at 75°F				
1 Undersize	0.023		0.023*	0.023*
Standard	0.009	-0.001	0.009*	0.009*
1 Oversize	-0.005	-0.015	-0.005*	-0.005*
2 Oversize	-0.032	-0.032*	-0.032*	-0.032*

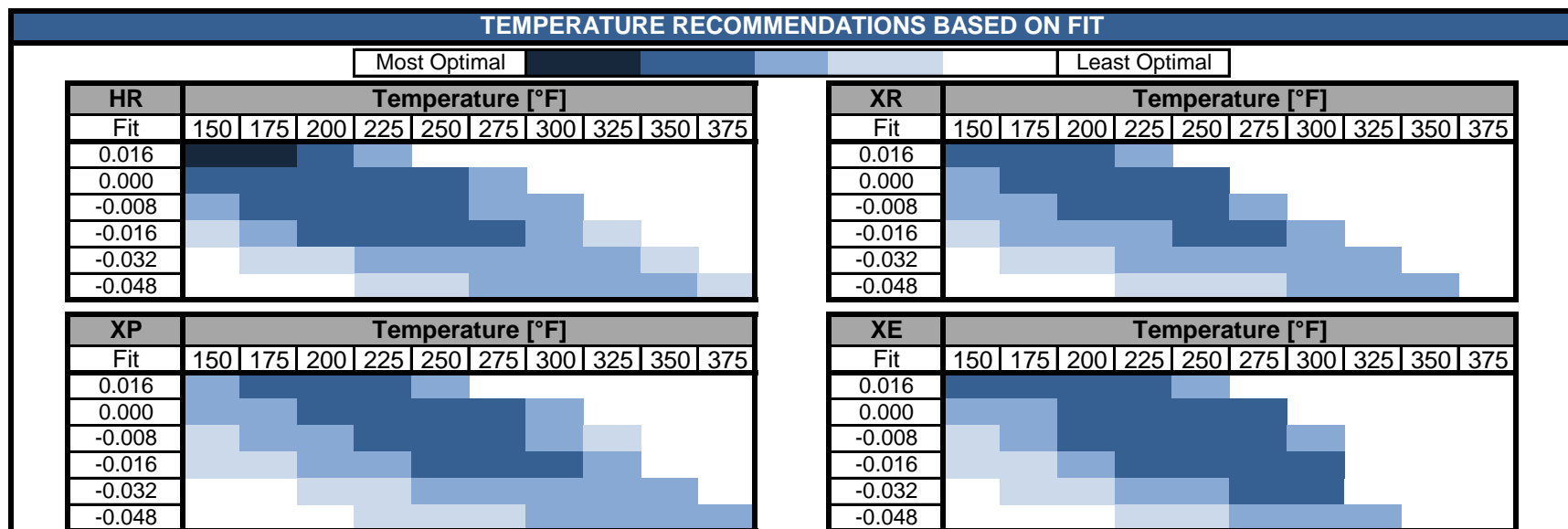
*Pending production measurements

ROTOR SPECIFICATIONS		STATOR SPECIFICATIONS	
Overall Length** (in)	178.0	Overall Length (in)	187.0
Contour Length** (in)	172.3	Cutback #1** (in)	8.0
Eccentricity (in)	0.163	Cutback #2** (in)	8.0
Major Diameter (in)	2.945	Tube O.D. (in)	4.75
Weight (lb)	240	Tube I.D. (in)	3.75
Head Diameter*** (in)	2.75	Weight (lb)	384
Material**	17-4SS		
Thread Form***	2 3/8 HEF Mod Flat		

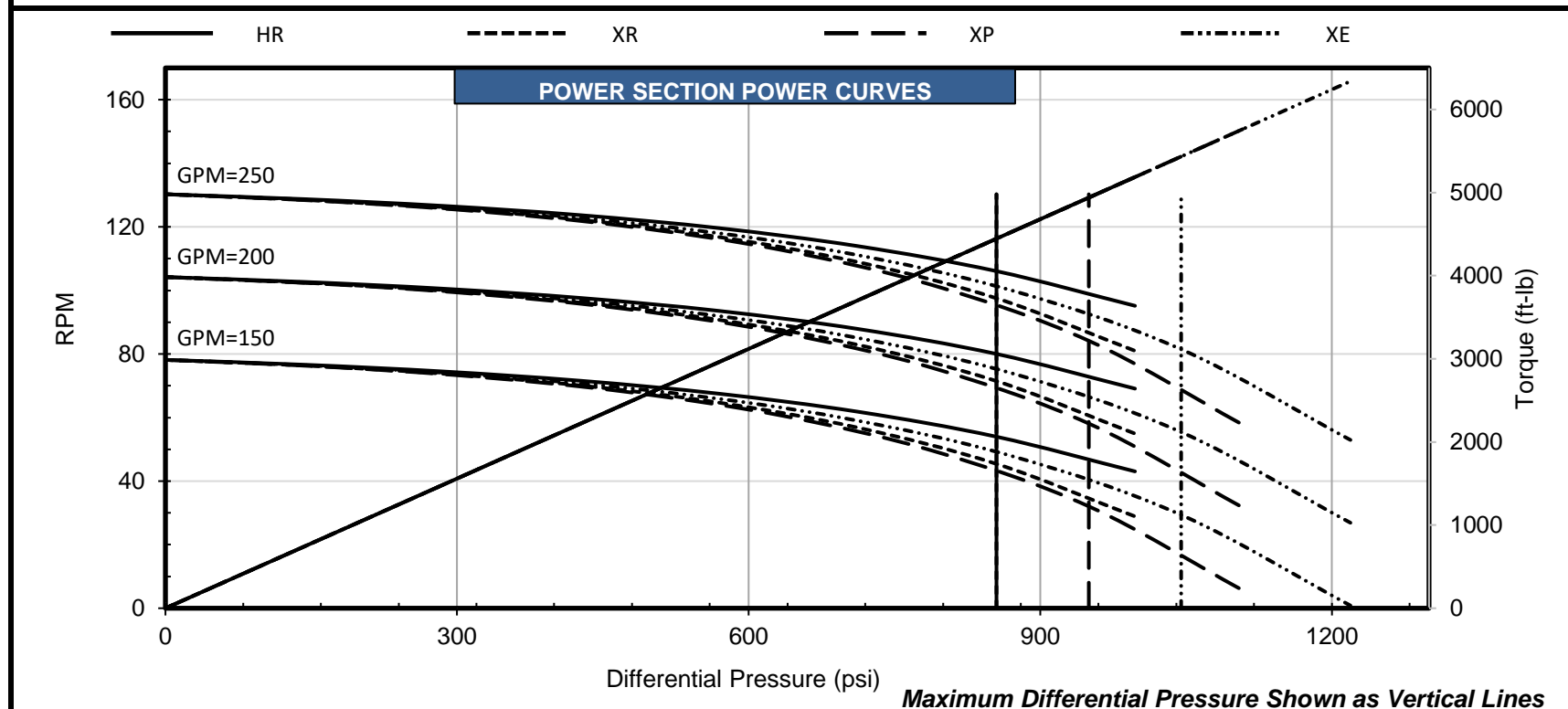
**Representative options given. Verify specific requirements before placing order.

***Customer specified

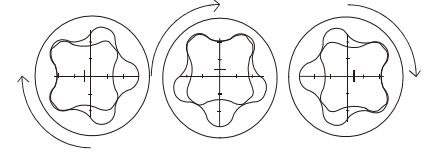
PERFORMANCE SPECIFICATIONS						
		HR	XR	XP	XE	
Torque Slope	5.200 ft-lb/psi					
Flow Range	150 to 250 GPM					
RPG	0.521 rev/gal					
Speed Range	78 to 130 RPM					
Off Bottom Press.	71 psi					
		Max. Diff. Press. (psi)	860	860	950	1050
		Max. Torque (ft-lb)	4450	4450	4940	5430
		Stall Diff. Press. (psi)	1280	1280	1430	1570
		Stall Torque (ft-lb)	6670	6670	7410	8150
		Max. Recommended (HP)	90	83	79	84
		PSI Per Stage	225	225	250	275
		PSI Per Cavity	37	37	41	45
		Temperature Slope (in/°F)	0.000220	0.000206	0.000220	0.000232



Fit / temperature guidance assumes run conditions and mud compatibility effects from global data analysis at max flow and recommended differential pressure for maximum life.



Performance characteristics are estimates based on nominal conditions and are for reference only. Actual performance may be affected by rotor/stator fit, temperature, and other operating conditions. The torque may exceed the capacity of connected components and threads. Operating above the recommended limits of either the power section or connected components may reduce product life and result in damage to the power section and connected components. Data is subject to change without notice.



POWER SECTION

FIT INFORMATION - MINOR DIAMETER (mm)				
Stator Size	DynaPower			
	HR	XR	XP	XE
1 Undersize	65.94		65.94*	65.94*
Standard	66.29	66.55	66.29*	66.29*
1 Oversize	66.65	66.90	66.65*	66.65*
2 Oversize	67.34	67.34*	67.34*	67.34*
Nominal Fit at 75°F				
1 Undersize	0.58		0.58*	0.58*
Standard	0.23	-0.03	0.23*	0.23*
1 Oversize	-0.13	-0.38	-0.13*	-0.13*
2 Oversize	-0.81	-0.81*	-0.81*	-0.81*

*Pending production measurements

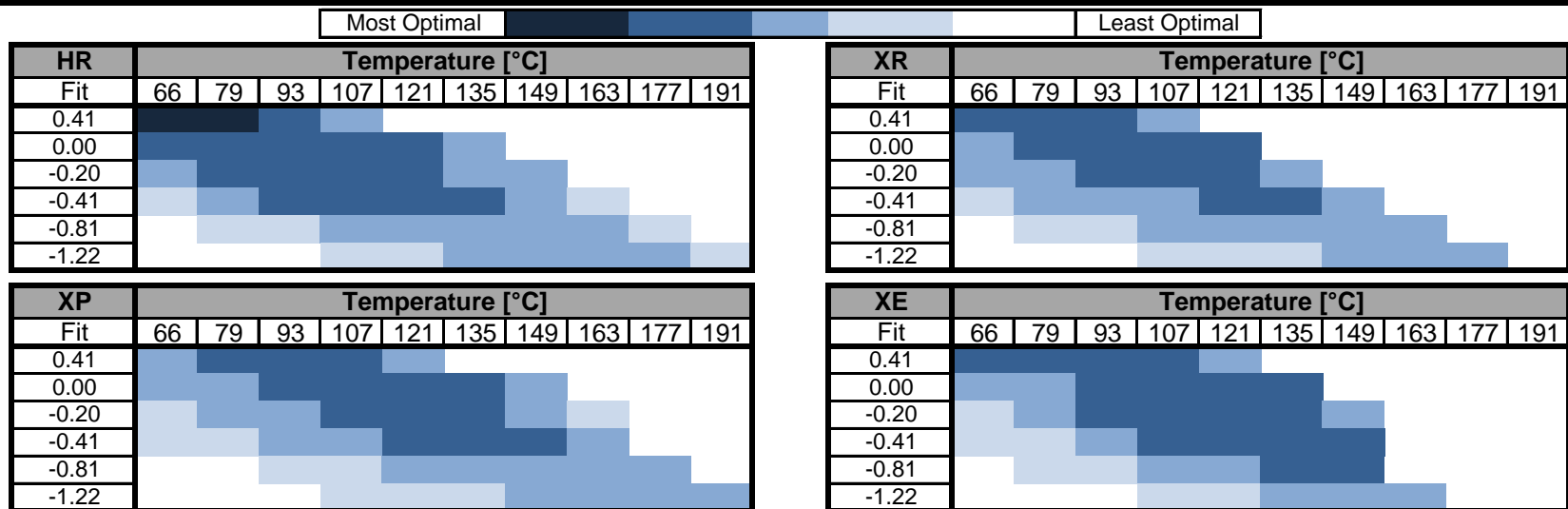
ROTOR SPECIFICATIONS		STATOR SPECIFICATIONS	
Overall Length** (mm)	4521.2	Overall Length (mm)	4749.8
Contour Length** (mm)	4376.4	Cutback #1** (mm)	203.2
Eccentricity (mm)	4.14	Cutback #2** (mm)	203.2
Major Diameter (mm)	74.80	Tube O.D. (mm)	120.7
Weight (kg)	109	Tube I.D. (mm)	95.3
Head Diameter*** (mm)	69.85	Weight (kg)	174
Material**	17-4SS		
Thread Form***	2 3/8 HEF Mod Flat		

**Representative options given. Verify specific requirements before placing order.

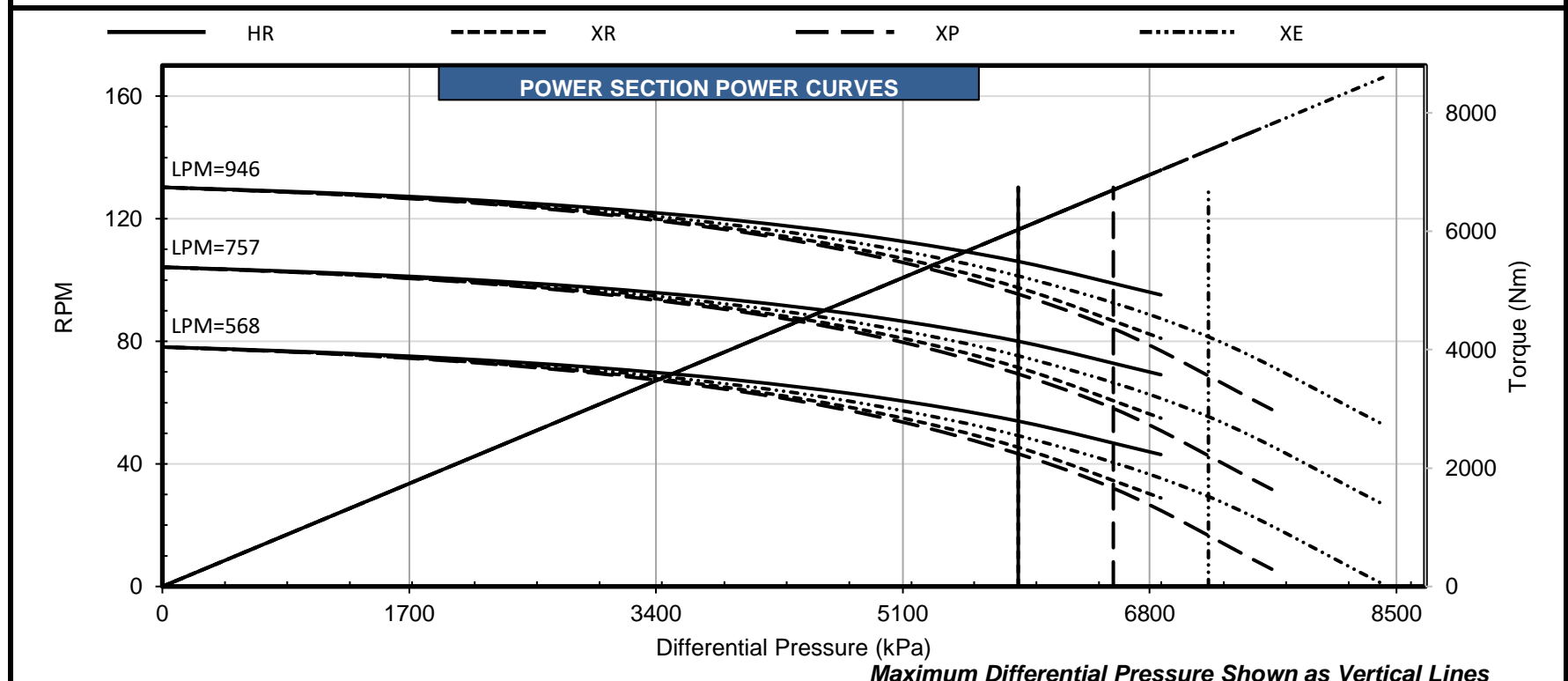
***Customer specified

PERFORMANCE SPECIFICATIONS						
		HR	XR	XP	XE	
Torque Slope	1.023 Nm/kPa					
Flow Range	568 to 946 Litre/min					
RPG	0.138 rev/litre					
Speed Range	78 to 130 RPM					
Off Bottom Press.	490 kPa					
		Max. Diff. Press. (kPa)	5929	5929	6550	7239
		Max. Torque (Nm)	6033	6033	6698	7362
		Stall Diff. Press. (kPa)	8825	8825	9860	10825
		Stall Torque (Nm)	9043	9043	10047	11050
		Max. Recommended (kW)	67	62	59	63
		kPa Per Stage	1551	1551	1724	1896
		kPa Per Cavity	255	255	283	310
		Temperature Slope (mm/°C)	0.0101	0.0094	0.0101	0.0106

TEMPERATURE RECOMMENDATIONS BASED ON FIT



Fit / temperature guidance assumes run conditions and mud compatibility effects from global data analysis at max flow and [recommended differential pressure](#) for maximum life.



Performance characteristics are estimates based on nominal conditions and are for reference only. Actual performance may be affected by rotor/stator fit, temperature, and other operating conditions. The torque may exceed the capacity of connected components and threads. Operating above the recommended limits of either the power section or connected components may reduce product life and result in damage to the power section and connected components. Data is subject to change without notice.