

POWER SECTION

FIT INFORMATION - MINOR DIAMETER (in)				
Stator Size	DynaPower			
	HR	XR	XP	XE
1 Undersize	3.998		3.998*	3.998*
Standard				
0.5 Oversize	4.019		4.018*	4.018*
1 Oversize				
Nominal Fit at 75°F				
1 Undersize	0.010		0.010*	0.010*
Standard				
0.5 Oversize	-0.011		-0.010*	-0.010*
1 Oversize				

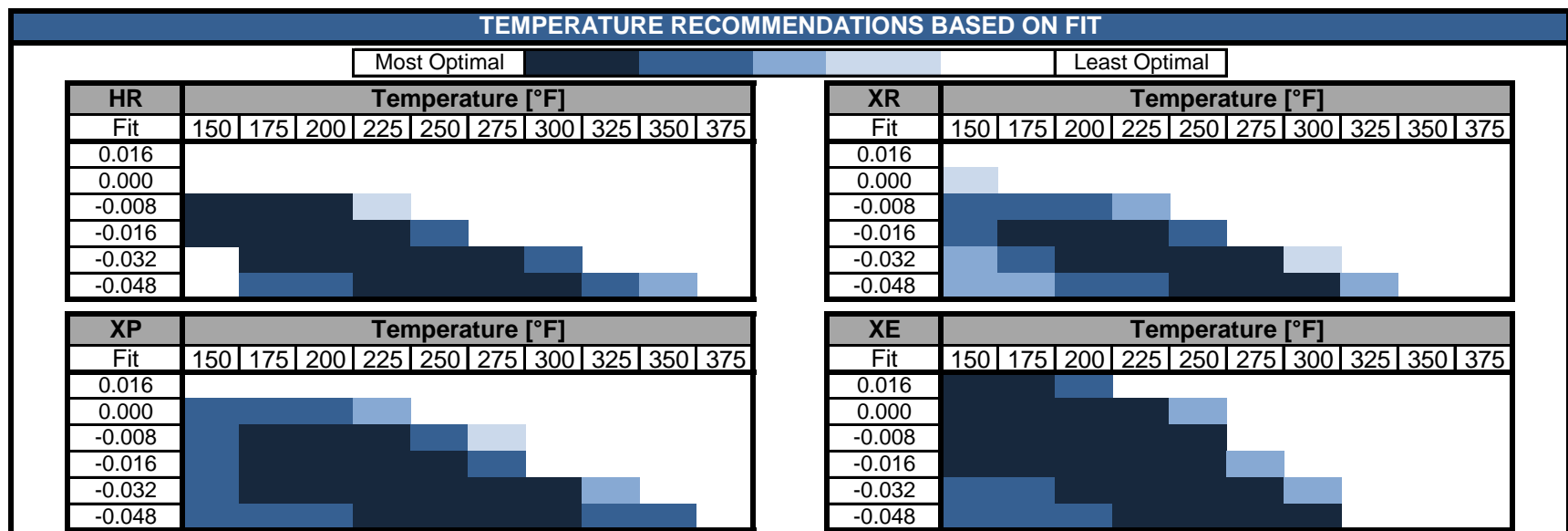
*Pending production measurements

ROTOR SPECIFICATIONS		STATOR SPECIFICATIONS	
Overall Length** (in)	301.5	Overall Length (in)	300.0
Contour Length** (in)	285.0	Cutback #1** (in)	7.5
Eccentricity (in)	0.256	Cutback #2** (in)	7.5
Major Diameter (in)	4.520	Tube O.D. (in)	6.75
Weight (lb)	1081	Tube I.D. (in)	5.50
Head Diameter*** (in)	5.06	Weight (lb)	1117
Material**	145 KSI 17-4SS		
Thread Form***	BLANK		

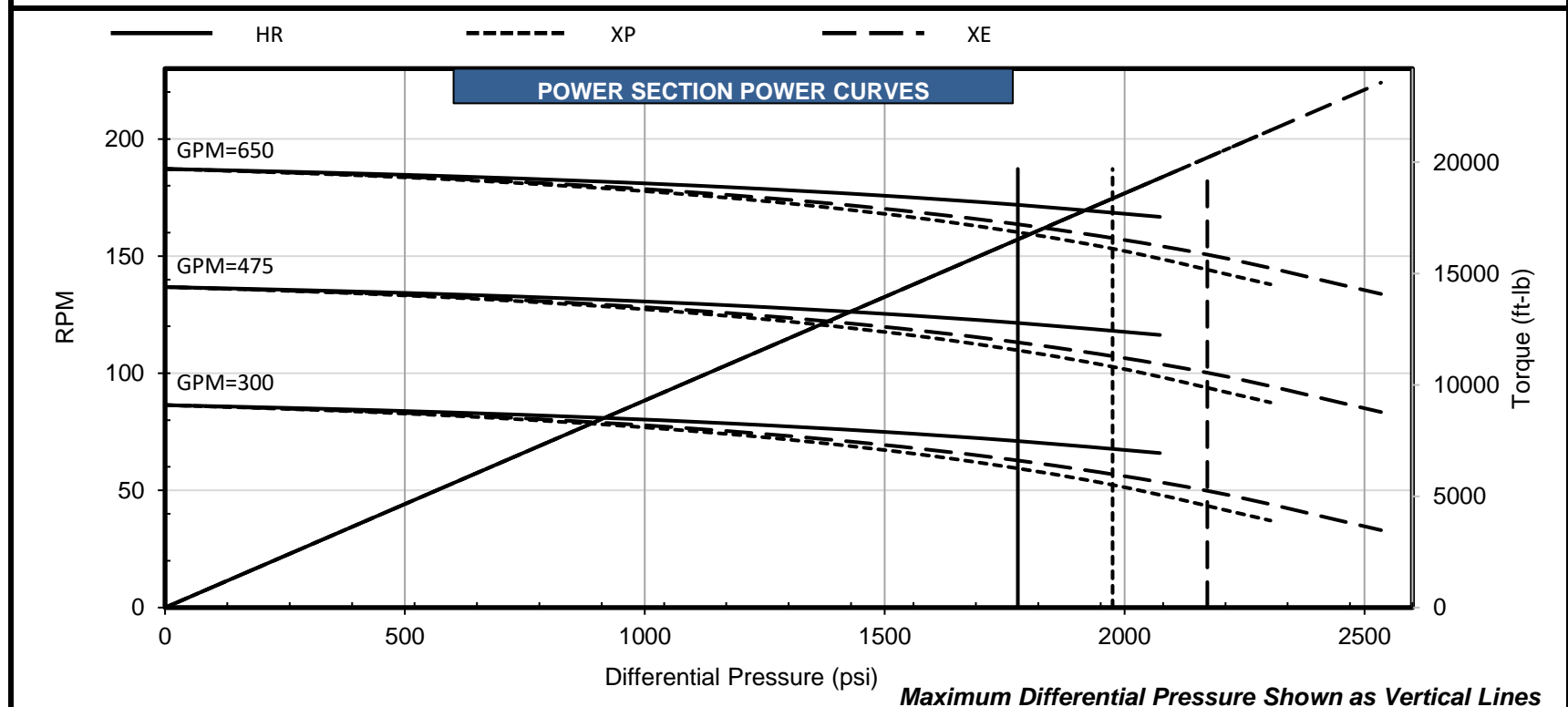
**Representative options given. Verify specific requirements before placing order.

***Customer specified

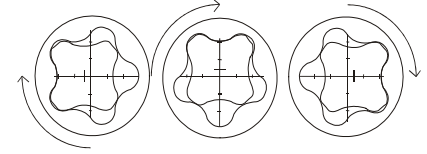
PERFORMANCE SPECIFICATIONS					
		HR	XR	XP	XE
Torque Slope	9.300 ft-lb/psi				
Flow Range	300 to 650 GPM				
RPG	0.288 rev/gal				
Speed Range	86 to 187 RPM				
Off Bottom Press.	143 psi				
		Max. Diff. Press. (psi)	1780	1980	2170
		Max. Torque (ft-lb)	16530	18370	20200
		Stall Diff. Press. (psi)	2670	2960	3260
		Stall Torque (ft-lb)	24800	27550	30310
		Max. Recommended (HP)	541	536	580
		PSI Per Stage	225	250	275
		PSI Per Cavity	32	35	39
		Temperature Slope (in/°F)	0.000267	0.000267	0.000273



Fit / temperature guidance assumes run conditions and mud compatibility effects from global data analysis at max flow and [recommended differential pressure](#) for maximum life.



Performance characteristics are estimates based on nominal conditions and are for reference only. Actual performance may be affected by rotor/stator fit, temperature, and other operating conditions. The torque may exceed the capacity of connected components and threads. Operating above the recommended limits of either the power section or connected components may reduce product life and result in damage to the power section and connected components. Data is subject to change without notice.



POWER SECTION

FIT INFORMATION - MINOR DIAMETER (mm)				
Stator Size	DynaPower			
	HR	XR	XP	XE
1 Undersize	101.55		101.55*	101.55*
Standard				
0.5 Oversize	102.08		102.06*	102.06*
1 Oversize				
Nominal Fit at 75°F				
1 Undersize	0.25		0.25*	0.25*
Standard				
0.5 Oversize	-0.28		-0.25*	-0.25*
1 Oversize				

*Pending production measurements

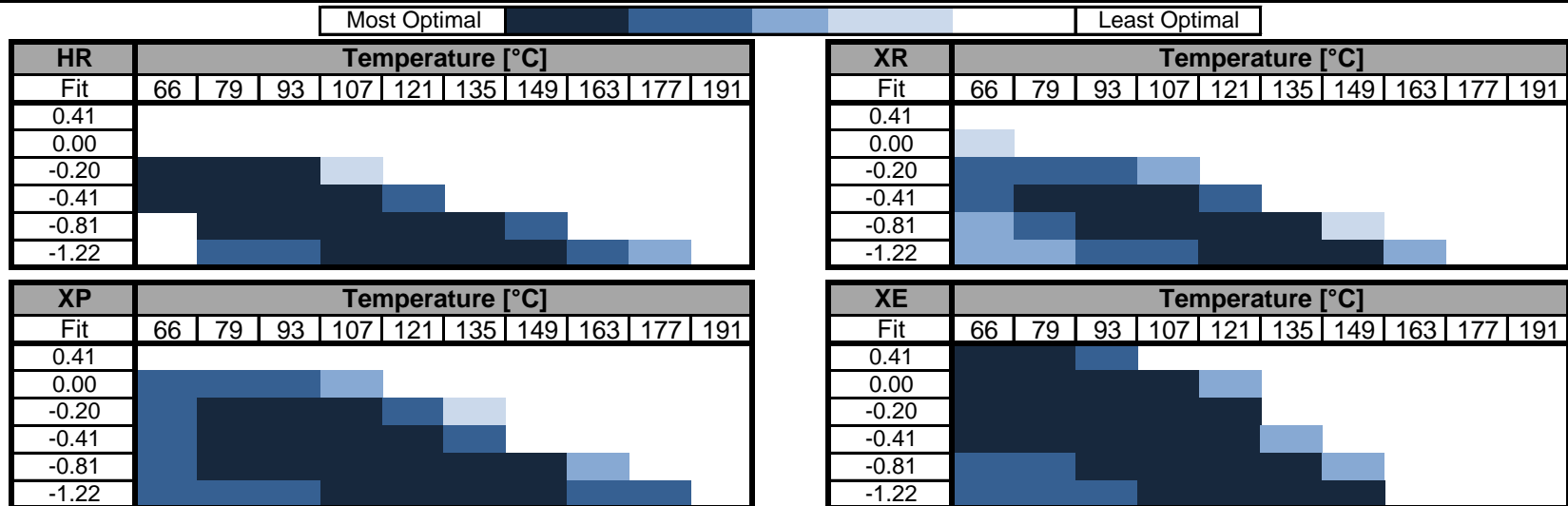
ROTOR SPECIFICATIONS		STATOR SPECIFICATIONS	
Overall Length** (mm)	7658.1	Overall Length (mm)	7620.0
Contour Length** (mm)	7239.0	Cutback #1** (mm)	190.5
Eccentricity (mm)	6.50	Cutback #2** (mm)	190.5
Major Diameter (mm)	114.81	Tube O.D. (mm)	171.5
Weight (kg)	490	Tube I.D. (mm)	139.7
Head Diameter*** (mm)	128.52	Weight (kg)	507
Material**	145 KSI 17-4SS		
Thread Form***	BLANK		

**Representative options given. Verify specific requirements before placing order.

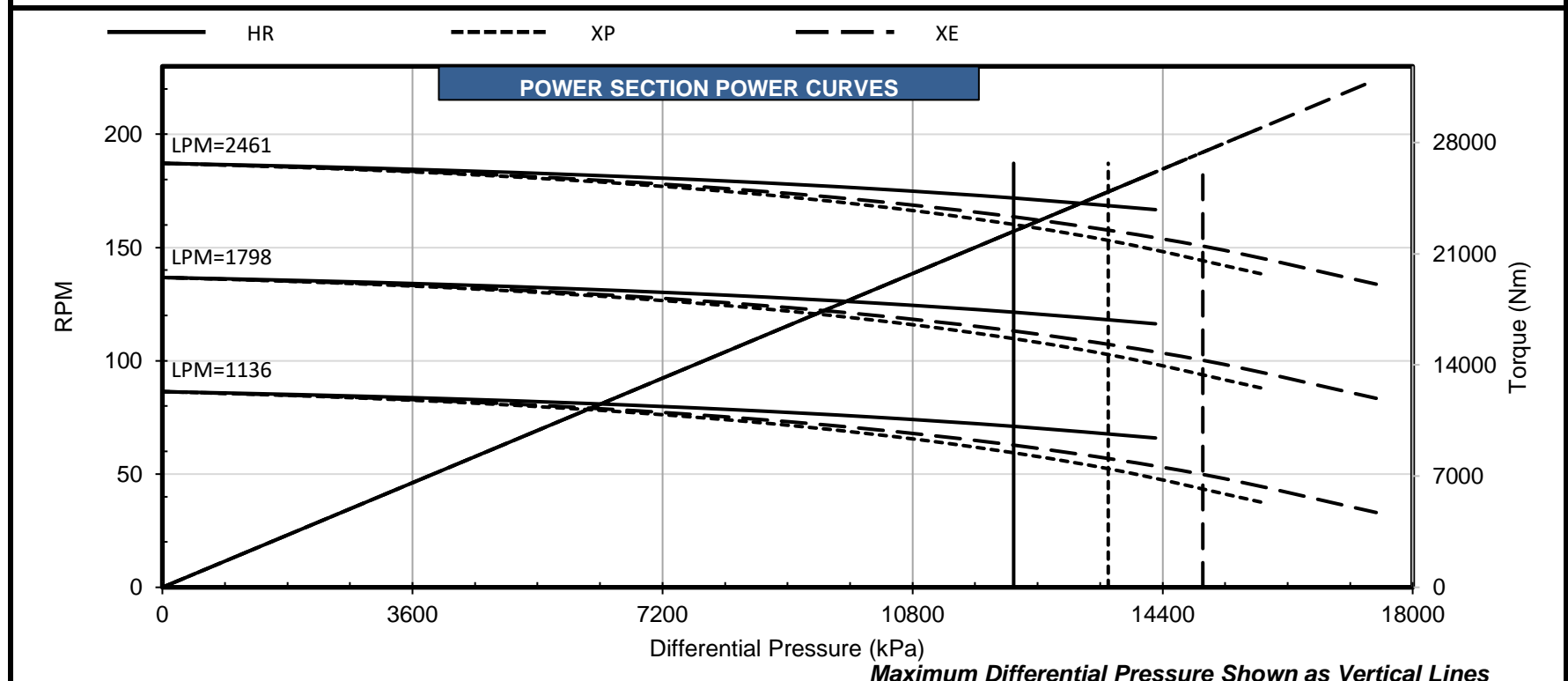
***Customer specified

PERFORMANCE SPECIFICATIONS					
		HR	XR	XP	XE
Torque Slope	1.829 Nm/kPa	12273		13652	14962
Flow Range	1136 to 2461 Litre/min	22412		24906	27388
RPG	0.076 rev/litre	18409		20408	22477
Speed Range	86 to 187 RPM	33624		37353	41095
Off Bottom Press.	986 kPa	404		400	432
		kPa Per Stage	1551	1724	1896
		kPa Per Cavity	221	241	269
		Temperature Slope (mm/°C)	0.0122	0.0122	0.0125

TEMPERATURE RECOMMENDATIONS BASED ON FIT



Fit / temperature guidance assumes run conditions and mud compatibility effects from global data analysis at max flow and [recommended differential pressure](#) for maximum life.



Performance characteristics are estimates based on nominal conditions and are for reference only. Actual performance may be affected by rotor/stator fit, temperature, and other operating conditions. The torque may exceed the capacity of connected components and threads. Operating above the recommended limits of either the power section or connected components may reduce product life and result in damage to the power section and connected components. Data is subject to change without notice.