

POWER SECTION

FIT INFORMATION - MINOR DIAMETER (in)				
Stator Size	DynaPower			
	HR	XR	XP	XE
1 Undersize	3.492		3.490	3.492*
0.5 Undersize	3.500		3.500*	3.500*
Standard	3.507	3.517	3.507	3.507*
1 Oversize	3.522	3.537	3.527	3.522*
2 Oversize	3.536	3.536*	3.536*	3.536*
Nominal Fit at 75°F				
1 Undersize	0.018		0.020	0.018*
0.5 Undersize	0.010		0.010*	0.010*
Standard	0.003	-0.007	0.003	0.003*
1 Oversize	-0.012	-0.027	-0.017	-0.012*
2 Oversize	-0.026	-0.026*	-0.026*	-0.026*

ROTOR SPECIFICATIONS		STATOR SPECIFICATIONS	
Overall Length** (in)	202.5	Overall Length (in)	210.0
Contour Length** (in)	195.5	Cutback #1** (in)	7.5
Eccentricity (in)	0.355	Cutback #2** (in)	7.5
Major Diameter (in)	4.220	Tube O.D. (in)	6.50
Weight (lb)	500	Tube I.D. (in)	5.50
Head Diameter*** (in)	4.00	Weight (lb)	695
Material**	17-4SS		
Thread	2 7/8 API REG		
Form***			


*Pending production measurements

**Representative options given. Verify specific requirements before placing order.

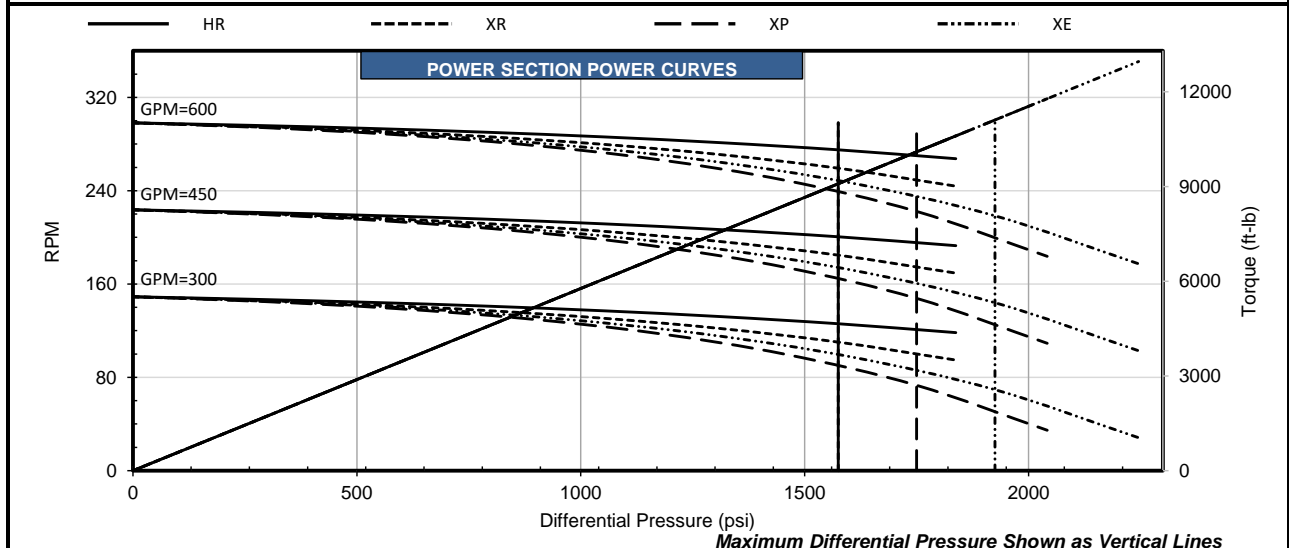
***Customer specified

PERFORMANCE SPECIFICATIONS						
		HR	XR	XP	XE	
Torque Slope	5.770 ft-lb/psi					
Flow Range	300 to 600 GPM					
RPG	0.497 rev/gal					
Speed Range	149 to 298 RPM					
Off Bottom Press.	182 psi					
		Max. Diff. Press. (psi)	1580	1580	1750	1930
		Max. Torque (ft-lb)	9090	9090	10100	11110
		Stall Diff. Press. (psi)	2360	2360	2630	2890
		Stall Torque (ft-lb)	13630	13630	15150	16660
		Max. Recommended (HP)	476	449	427	462
		PSI Per Stage	225	225	250	275
		PSI Per Cavity	51	51	56	62
		Temperature Slope (in/°F)	0.000384	0.000369	0.000384	0.000402

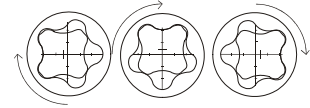
TEMPERATURE RECOMMENDATIONS BASED ON FIT



Fit / temperature guidance assumes run conditions and mud compatibility effects from global data analysis at max flow and recommended differential pressure for maximum life.



Performance characteristics are estimates based on nominal conditions and are for reference only. Actual performance may be affected by rotor/stator fit, temperature, and other operating conditions. The torque may exceed the capacity of connected components and threads. Operating above the recommended limits of either the power section or connected components may reduce product life and result in damage to the power section and connected components. Data is subject to change without notice.



POWER SECTION

FIT INFORMATION - MINOR DIAMETER (mm)				
Stator Size	DynaPower			
	HR	XR	XP	XE
1 Undersize	88.70		88.65	88.70*
0.5 Undersize	88.90		88.90*	88.90*
Standard	89.08	89.33	89.08	89.08*
1 Oversize	89.46	89.84	89.59	89.46*
2 Oversize	89.81	89.81*	89.81*	89.81*
Nominal Fit at 75°F				
1 Undersize	0.46		0.51	0.46*
0.5 Undersize	0.25		0.25*	0.25*
Standard	0.08	-0.18	0.08	0.08*
1 Oversize	-0.30	-0.69	-0.43	-0.30*
2 Oversize	-0.66	-0.66*	-0.66*	-0.66*

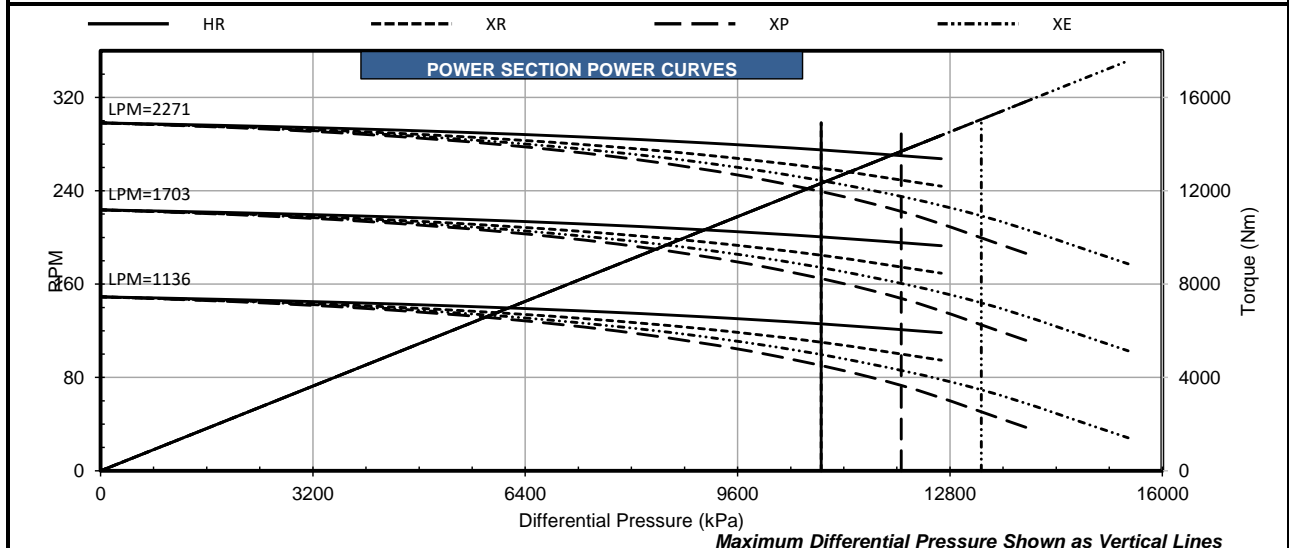
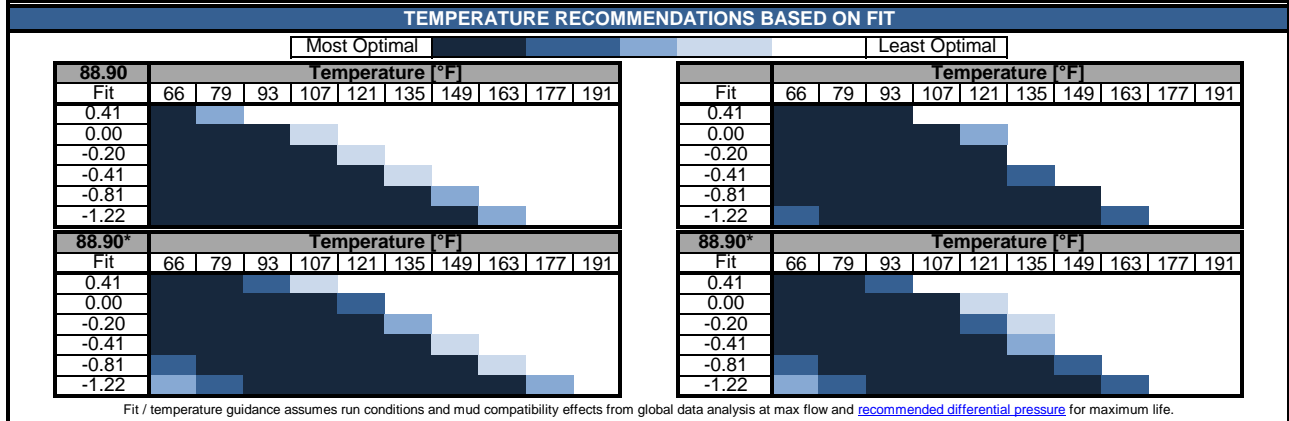
ROTOR SPECIFICATIONS		STATOR SPECIFICATIONS	
Overall Length** (mm)	5143.5	Overall Length (mm)	5334.0
Contour Length** (mm)	4965.7	Cutback #1** (mm)	190.5
Eccentricity (mm)	9.02	Cutback #2** (mm)	190.5
Major Diameter (mm)	107.19	Tube O.D. (mm)	165.1
Weight (kg)	227	Tube I.D. (mm)	139.7
Head Diameter*** (mm)	101.60	Weight (kg)	315
Material**	17-4SS		
Thread	2 7/8 API REG		
Form***			

*Pending production measurements

**Representative options given. Verify specific requirements before placing order.

***Customer specified

PERFORMANCE SPECIFICATIONS						
		HR	XR	XP	XE	
Torque Slope	1.135 Nm/kPa					
Flow Range	1136 to 2271 Litre/min					
RPG	0.131 rev/litre					
Speed Range	149 to 298 RPM					
Off Bottom Press.	1255 kPa					
		Max. Diff. Press. (kPa)	10894	10894	12066	13307
		Max. Torque (Nm)	12324	12324	13694	15063
		Stall Diff. Press. (kPa)	16272	16272	18133	19926
		Stall Torque (Nm)	18480	18480	20541	22588
		Max. Recommended (kW)	355	335	319	345
		kPa Per Stage	1551	1551	1724	1896
		kPa Per Cavity	352	352	386	427
		Temperature Slope (mm/°C)	0.0175	0.0169	0.0175	0.0184



Performance characteristics are estimates based on nominal conditions and are for reference only. Actual performance may be affected by rotor/stator fit, temperature, and other operating conditions. The torque may exceed the capacity of connected components and threads. Operating above the recommended limits of either the power section or connected components may reduce product life and result in damage to the power section and connected components. Data is subject to change without notice.