

POWER SECTION

FIT INFORMATION - MINOR DIAMETER (in)				
Stator Size	DynaPower			
	HR	XR	XP	XE
1 Undersize	3.973		3.973*	3.997*
Standard	3.995		3.995*	3.995*
1 Oversize	4.012		4.012*	4.012*
2 Oversize				
Nominal Fit at 75°F				
1 Undersize	0.035		0.035*	0.011*
Standard	0.013		0.013*	0.013*
1 Oversize	-0.004		-0.004*	-0.004*
2 Oversize				

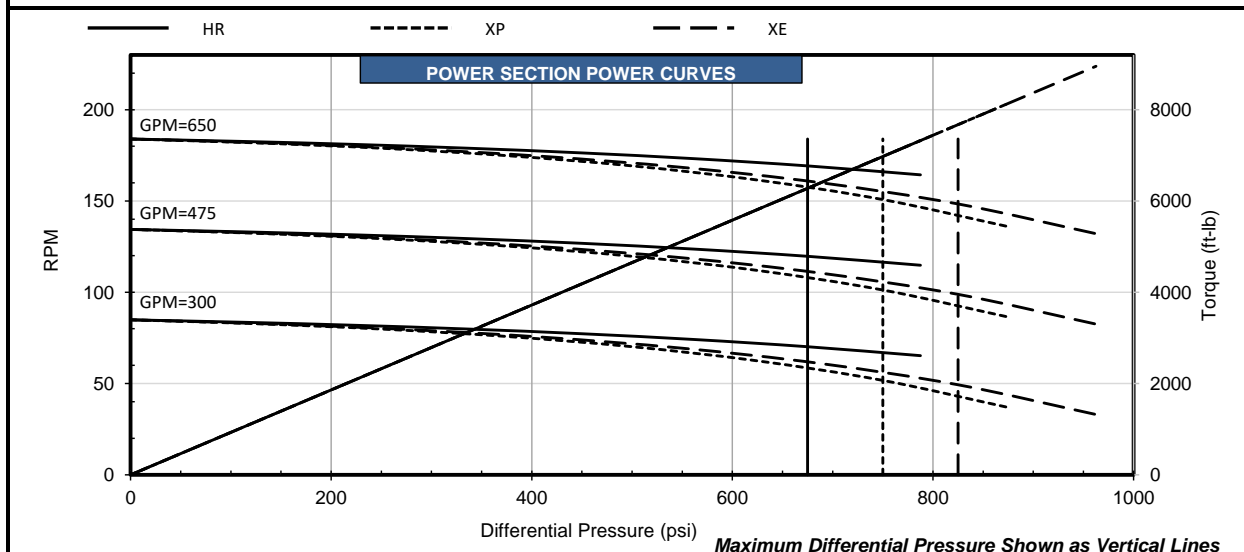
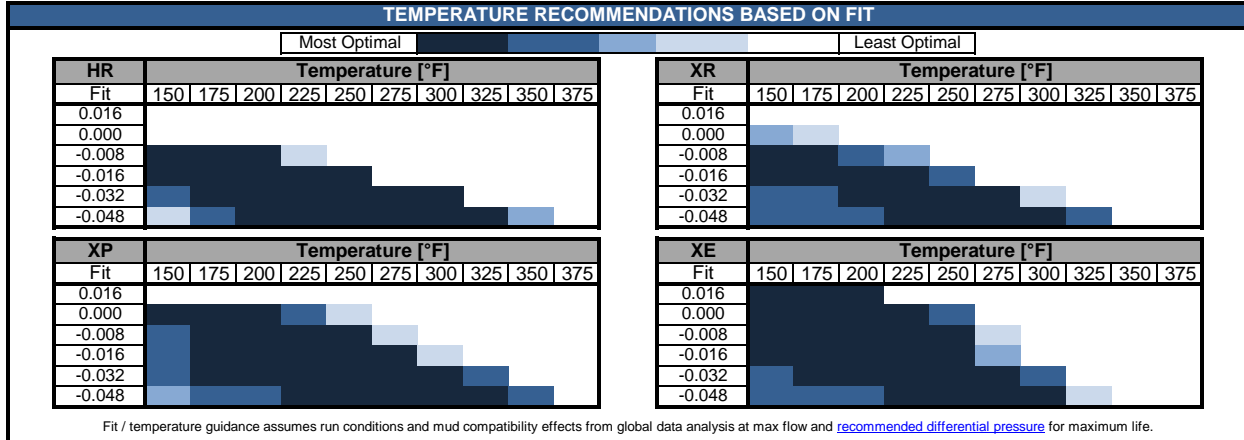
*Pending production measurements

ROTOR SPECIFICATIONS		STATOR SPECIFICATIONS	
Overall Length** (in)	118.5	Overall Length (in)	125.0
Contour Length** (in)	111.8	Cutback #1** (in)	7.3
Eccentricity (in)	0.256	Cutback #2** (in)	7.3
Major Diameter (in)	4.520	Tube O.D. (in)	6.50
Weight (lb)	357	Tube I.D. (in)	5.50
Head Diameter*** (in)	4.00	Weight (lb)	385
Material**	17-4SS		
Thread Form***	2 7/8 API REG		

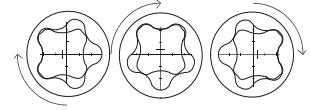
**Representative options given. Verify specific requirements before placing order.

***Customer specified

PERFORMANCE SPECIFICATIONS					
		HR	XR	XP	XE
Torque Slope	9.300 ft-lb/psi				
Flow Range	300 to 650 GPM				
RPG	0.283 rev/gal				
Speed Range	85 to 184 RPM				
Off Bottom Press.	141 psi				
		Max. Diff. Press. (psi)	680	750	830
		Max. Torque (ft-lb)	6280	6980	7670
		Stall Diff. Press. (psi)	1010	1130	1240
		Stall Torque (ft-lb)	9420	10460	11510
		Max. Recommended (HP)	202	200	217
		PSI Per Stage	225	250	275
		PSI Per Cavity	40	44	49
		Temperature Slope (in/°F)	0.000267	0.000267	0.000275



Performance characteristics are estimates based on nominal conditions and are for reference only. Actual performance may be affected by rotor/stator fit, temperature, and other operating conditions. The torque may exceed the capacity of connected components and threads. Operating above the recommended limits of either the power section or connected components may reduce product life and result in damage to the power section and connected components. Data is subject to change without notice.



POWER SECTION

FIT INFORMATION - MINOR DIAMETER (mm)				
Stator Size	DynaPower			
	HR	XR	XP	XE
1 Undersize	100.91		100.91*	101.52*
Standard	101.47		101.47*	101.47*
1 Oversize	101.90		101.90*	101.90*
2 Oversize				
Nominal Fit at 75°F				
1 Undersize	0.89		0.89*	0.28*
Standard	0.33		0.33*	0.33*
1 Oversize	-0.10		-0.10*	-0.10*
2 Oversize				

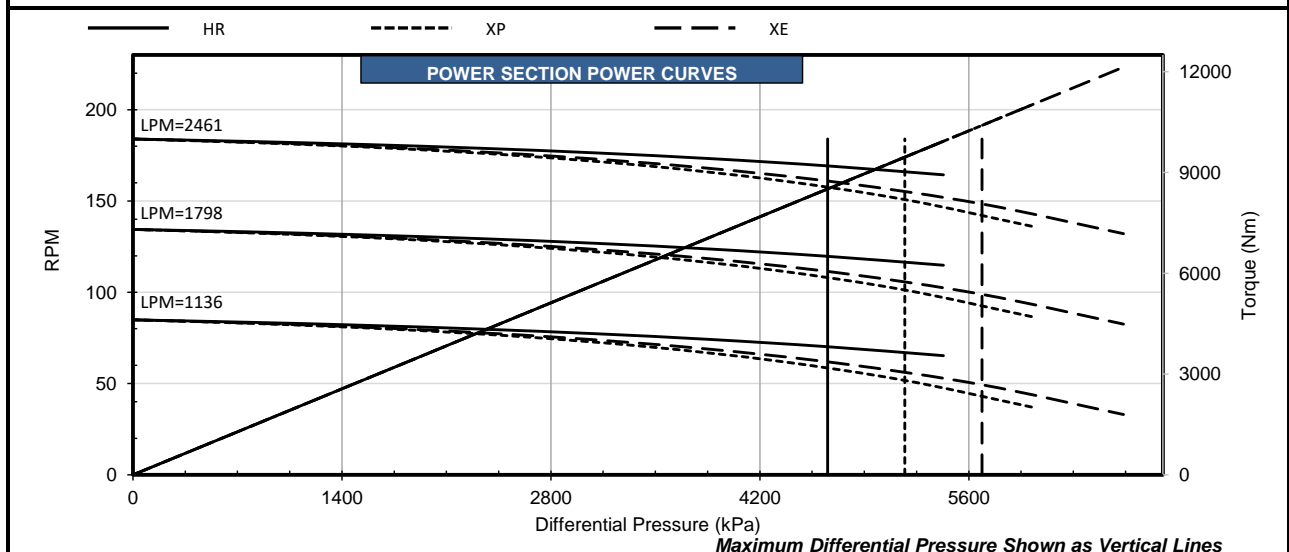
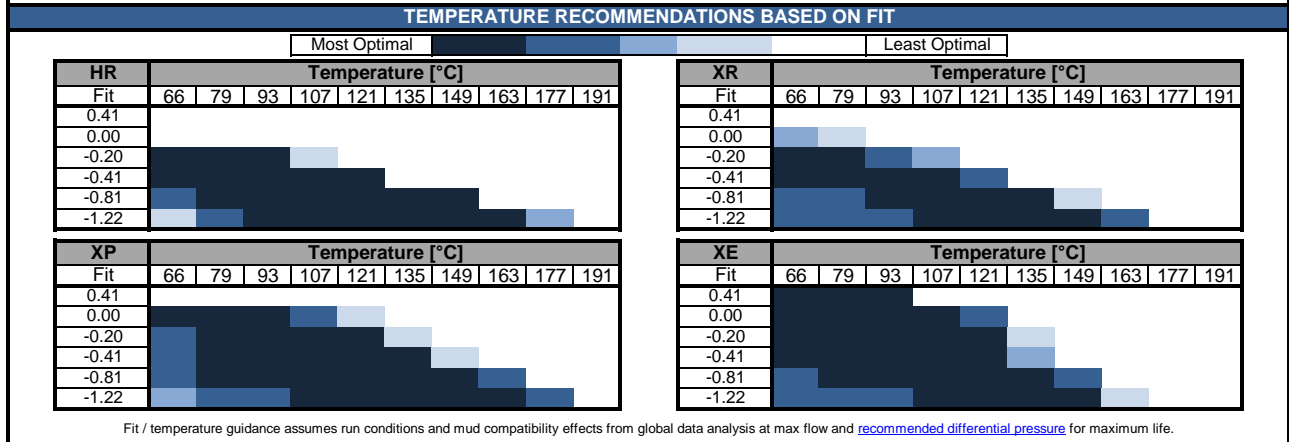
*Pending production measurements

ROTOR SPECIFICATIONS		STATOR SPECIFICATIONS	
Overall Length** (mm)	3009.9	Overall Length (mm)	3175.0
Contour Length** (mm)	2839.7	Cutback #1** (mm)	185.4
Eccentricity (mm)	6.50	Cutback #2** (mm)	185.4
Major Diameter (mm)	114.81	Tube O.D. (mm)	165.1
Weight (kg)	162	Tube I.D. (mm)	139.7
Head Diameter*** (mm)	101.60	Weight (kg)	175
Material**	17-4SS		
Thread Form**	2 7/8 API REG		

**Representative options given. Verify specific requirements before placing order.

***Customer specified

PERFORMANCE SPECIFICATIONS					
		HR	XR	XP	XE
Torque Slope	1.829 Nm/kPa				
Flow Range	1136 to 2461 Litre/min				
RPG	0.075 rev/litre				
Speed Range	85 to 184 RPM				
Off Bottom Press.	972 kPa				
		Max. Diff. Press. (kPa)	4688	5171	5723
		Max. Torque (Nm)	8515	9464	10399
		Stall Diff. Press. (kPa)	6964	7791	8550
		Stall Torque (Nm)	12772	14182	15605
		Max. Recommended (kW)	151	149	162
		kPa Per Stage	1551	1724	1896
		kPa Per Cavity	276	303	338
		Temperature Slope (mm/°C)	0.0122	0.0122	0.0126



Performance characteristics are estimates based on nominal conditions and are for reference only. Actual performance may be affected by rotor/stator fit, temperature, and other operating conditions. The torque may exceed the capacity of connected components and threads. Operating above the recommended limits of either the power section or connected components may reduce product life and result in damage to the power section and connected components. Data is subject to change without notice.