

POWER SECTION

FIT INFORMATION - MINOR DIAMETER (in)				
Stator Size	DynaPower			
	HR	XR	XP	XE
1 Undersize	3.722		3.722*	3.722*
Standard	3.734		3.734*	3.734*
1 Oversize				
2 Oversize				
Nominal Fit at 75°F				
1 Undersize	0.015		0.015*	0.015*
Standard	0.003		0.003*	0.003*
1 Oversize				
2 Oversize				

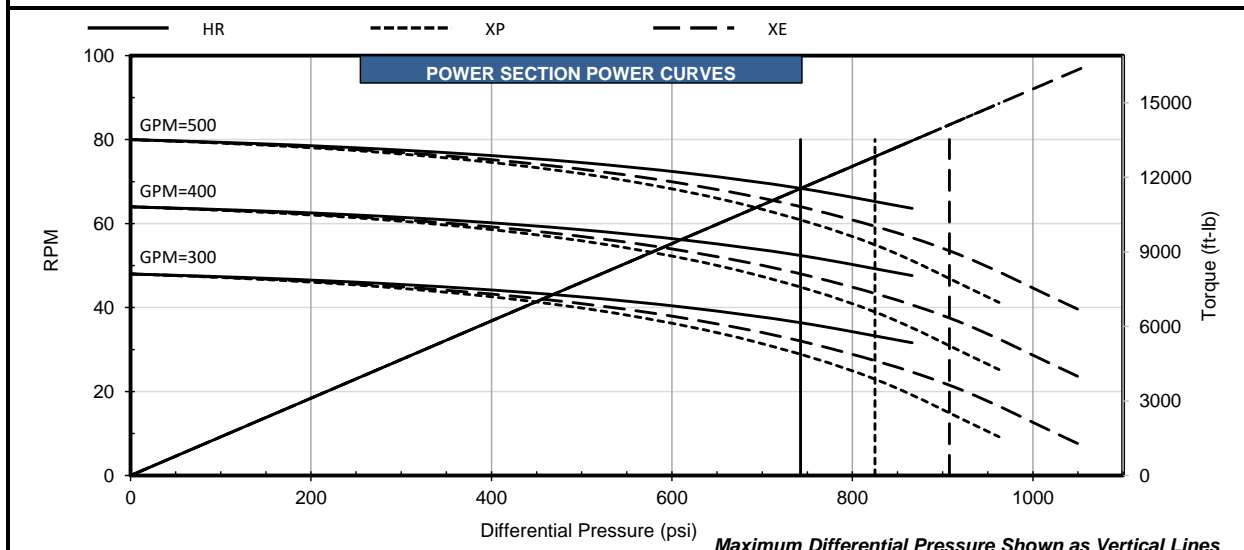
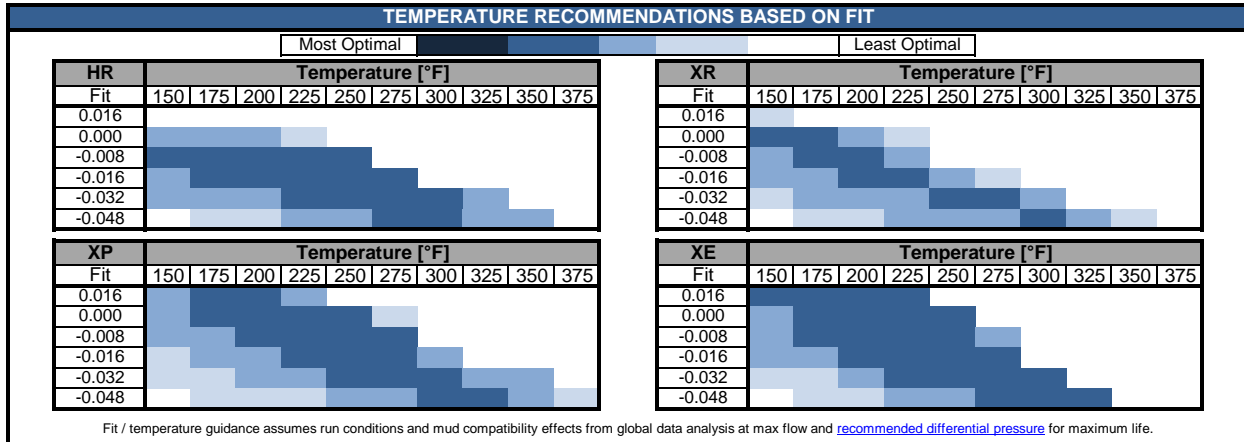
*Pending production measurements

ROTOR SPECIFICATIONS		STATOR SPECIFICATIONS	
Overall Length** (in)	252.0	Overall Length (in)	260.0
Contour Length** (in)	245.5	Cutback #1** (in)	8.0
Eccentricity (in)	0.233	Cutback #2** (in)	8.0
Major Diameter (in)	4.203	Tube O.D. (in)	6.50
Weight (lb)	746	Tube I.D. (in)	5.00
Head Diameter*** (in)	4.00	Weight (lb)	939
Material**	17-4SS		
Thread	2 3/8 or 2 7/8 API		
Form***	REG		

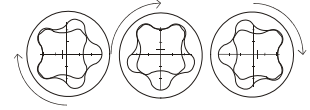
**Representative options given. Verify specific requirements before placing order.

***Customer specified

PERFORMANCE SPECIFICATIONS				
	HR	XR	XP	XE
Torque Slope	15.556 ft-lb/psi			
Flow Range	300 to 500 GPM			
RPG	0.160 rev/gal			
Speed Range	48 to 80 RPM			
Off Bottom Press.	69 psi			
Max. Diff. Press. (psi)	740	830	910	
Max. Torque (ft-lb)	11550	12830	14120	
Stall Diff. Press. (psi)	1110	1240	1360	
Stall Torque (ft-lb)	17330	19250	21180	
Max. Recommended (HP)	150	134	144	
PSI Per Stage	225	250	275	
PSI Per Cavity	38	43	47	
Temperature Slope (in/°F)	0.000284		0.000284	0.000296



Performance characteristics are estimates based on nominal conditions and are for reference only. Actual performance may be affected by rotor/stator fit, temperature, and other operating conditions. The torque may exceed the capacity of connected components and threads. Operating above the recommended limits of either the power section or connected components may reduce product life and result in damage to the power section and connected components. Data is subject to change without notice.



POWER SECTION

FIT INFORMATION - MINOR DIAMETER (mm)				
Stator Size	DynaPower			
	HR	XR	XP	XE
1 Undersize	94.54		94.54*	94.54*
Standard	94.84		94.84*	94.84*
1 Oversize				
2 Oversize				
Nominal Fit at 75°F				
1 Undersize	0.38		0.38*	0.38*
Standard	0.08		0.08*	0.08*
1 Oversize				
2 Oversize				

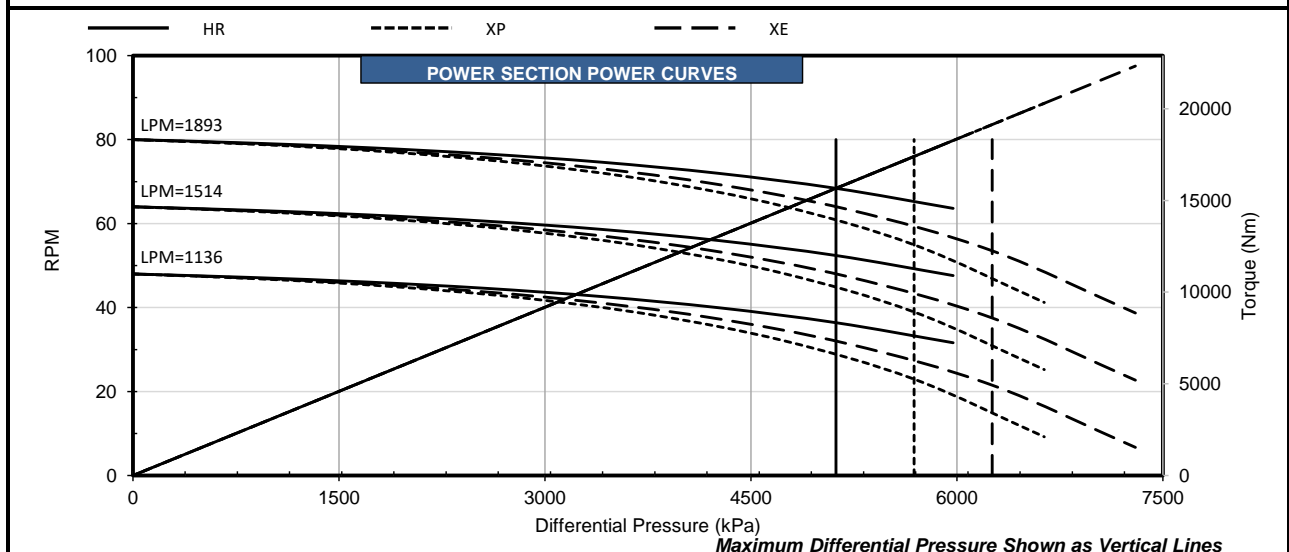
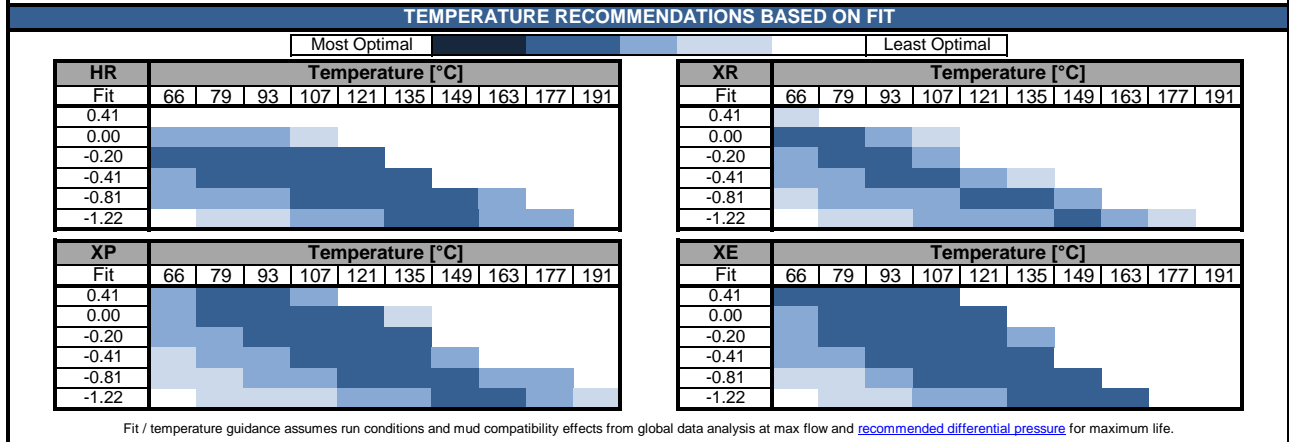
*Pending production measurements

ROTOR SPECIFICATIONS		STATOR SPECIFICATIONS	
Overall Length** (mm)	6400.8	Overall Length (mm)	6604.0
Contour Length** (mm)	6235.7	Cutback #1** (mm)	203.2
Eccentricity (mm)	5.91	Cutback #2** (mm)	203.2
Major Diameter (mm)	106.76	Tube O.D. (mm)	165.1
Weight (kg)	338	Tube I.D. (mm)	127.0
Head Diameter*** (mm)	101.60	Weight (kg)	426
Material**	17-4SS		
Thread	2 3/8 or 2 7/8 API		
Form**	REG		

**Representative options given. Verify specific requirements before placing order.

***Customer specified

PERFORMANCE SPECIFICATIONS					
		HR	XR	XP	XE
Torque Slope	3.059 Nm/kPa				
Flow Range	1136 to 1893 Litre/min				
RPG	0.042 rev/litre				
Speed Range	48 to 80 RPM				
Off Bottom Press.	476 kPa				
		Max. Diff. Press. (kPa)	5102	5723	6274
		Max. Torque (Nm)	15660	17395	19144
		Stall Diff. Press. (kPa)	7653	8550	9377
		Stall Torque (Nm)	23496	26099	28716
		Max. Recommended (kW)	112	100	107
		kPa Per Stage	1551	1724	1896
		kPa Per Cavity	262	296	324
		Temperature Slope (mm/°C)	0.0130	0.0130	0.0136



Performance characteristics are estimates based on nominal conditions and are for reference only. Actual performance may be affected by rotor/stator fit, temperature, and other operating conditions. The torque may exceed the capacity of connected components and threads. Operating above the recommended limits of either the power section or connected components may reduce product life and result in damage to the power section and connected components. Data is subject to change without notice.