

POWER SECTION

FIT INFORMATION - MINOR DIAMETER (in)				
Stator Size	DynaPower			
	HR	XR	XP	XE
1 Undersize	4.574	4.574*	4.574*	4.574*
0.5 Undersize	4.590		4.591	4.590*
Standard	4.596	4.600	4.596	4.596*
1 Oversize	4.613	4.625*	4.613*	4.613*
2 Oversize	4.623	4.629*	4.623*	4.623*
Nominal Fit at 75°F				
1 Undersize	0.026	0.026*	0.026*	0.026*
0.5 Undersize	0.010		0.009	0.010*
Standard	0.004	0.000	0.004	0.004*
1 Oversize	-0.013	-0.025*	-0.013*	-0.013*
2 Oversize	-0.023	-0.029*	-0.023*	-0.023*

ROTOR SPECIFICATIONS		STATOR SPECIFICATIONS	
Overall Length** (in)	196.3	Overall Length (in)	203.2
Contour Length** (in)	188.3	Cutback #1** (in)	8.0
Eccentricity (in)	0.293	Cutback #2** (in)	8.0
Major Diameter (in)	5.186	Tube O.D. (in)	8.00
Weight (lb)	806	Tube I.D. (in)	6.25
Head Diameter*** (in)	4.75	Weight (lb)	1253
Material**	17-4SS		
Thread Form***	3 1/2 API IF		


*Pending production measurements

**Representative options given. Verify specific requirements before placing order.

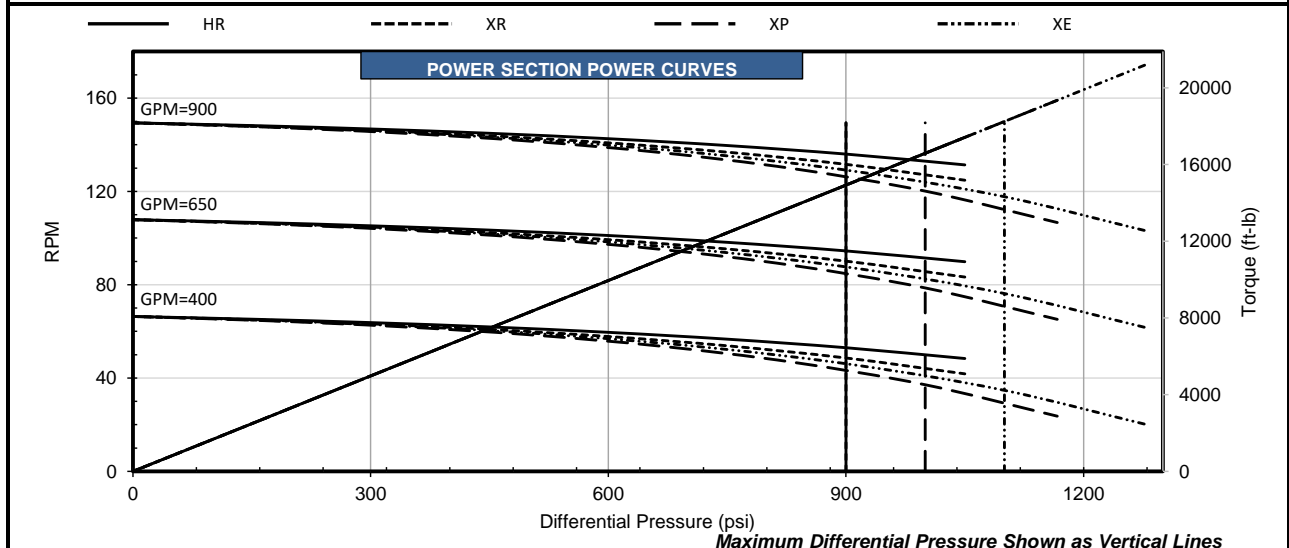
***Customer specified

PERFORMANCE SPECIFICATIONS						
	HR	XR	XP	XE		
Torque Slope	16.589 ft-lb/psi				Max. Diff. Press. (psi)	900 900 1000 1100
Flow Range	400 to 900 GPM				Max. Torque (ft-lb)	14930 14930 16590 18250
RPG	0.166 rev/gal				Stall Diff. Press. (psi)	1350 1350 1500 1650
Speed Range	66 to 149 RPM				Stall Torque (ft-lb)	22400 22400 24880 27370
Off Bottom Press.	138 psi				Max. Recommended (HP)	387 374 379 409
					PSI Per Stage	225 225 250 275
					PSI Per Cavity	36 36 40 44
					Temperature Slope (in/°F)	0.000288 0.000272 0.000288 0.000300

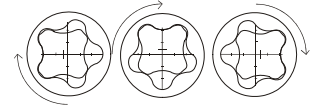
TEMPERATURE RECOMMENDATIONS BASED ON FIT



Fit / temperature guidance assumes run conditions and mud compatibility effects from global data analysis at max flow and recommended differential pressure for maximum life.



Performance characteristics are estimates based on nominal conditions and are for reference only. Actual performance may be affected by rotor/stator fit, temperature, and other operating conditions. The torque may exceed the capacity of connected components and threads. Operating above the recommended limits of either the power section or connected components may reduce product life and result in damage to the power section and connected components. Data is subject to change without notice.



POWER SECTION

FIT INFORMATION - MINOR DIAMETER (mm)				
Stator Size	DynaPower			
	HR	XR	XP	XE
1 Undersize	116.18	116.18*	116.18*	116.18*
0.5 Undersize	116.59		116.61	116.59*
Standard	116.74	116.84	116.74	116.74*
1 Oversize	117.17	117.48*	117.17*	117.17*
2 Oversize	117.42	117.58*	117.42*	117.42*
Nominal Fit at 75°F				
1 Undersize	0.66	0.66*	0.66*	0.66*
0.5 Undersize	0.25		0.23	0.25*
Standard	0.10	0.00	0.10	0.10*
1 Oversize	-0.33	-0.64*	-0.33*	-0.33*
2 Oversize	-0.58	-0.74*	-0.58*	-0.58*

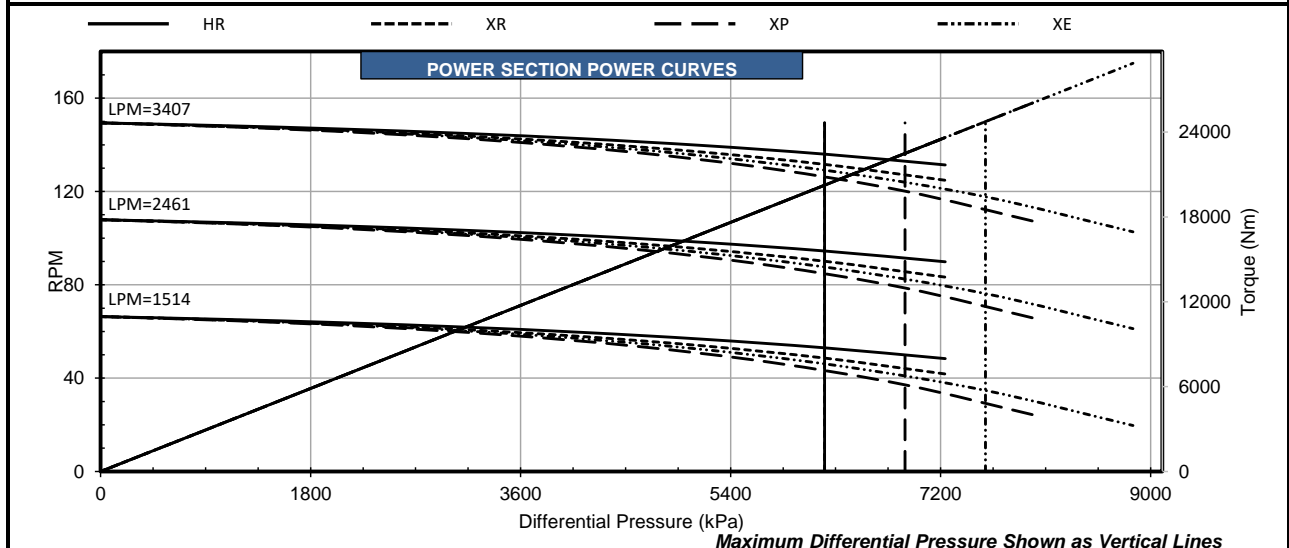
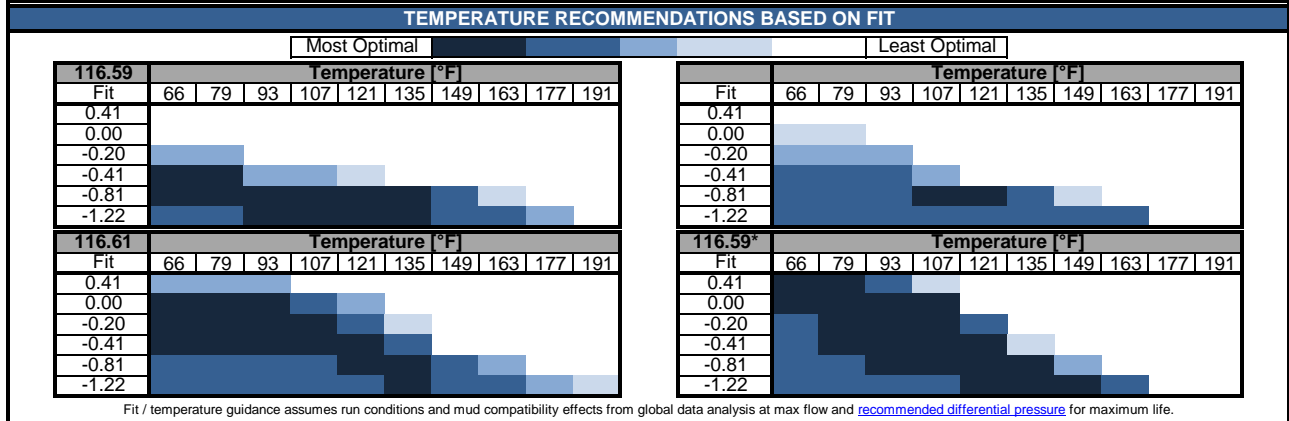
ROTOR SPECIFICATIONS		STATOR SPECIFICATIONS	
Overall Length** (mm)	4986.0	Overall Length (mm)	5161.3
Contour Length** (mm)	4782.8	Cutback #1** (mm)	203.2
Eccentricity (mm)	7.44	Cutback #2** (mm)	203.2
Major Diameter (mm)	131.72	Tube O.D. (mm)	203.2
Weight (kg)	366	Tube I.D. (mm)	158.8
Head Diameter*** (mm)	120.65	Weight (kg)	568
Material**	17-4SS		
Thread	3 1/2 API IF		
Form***			

*Pending production measurements

**Representative options given. Verify specific requirements before placing order.

***Customer specified

PERFORMANCE SPECIFICATIONS						
		HR	XR	XP	XE	
Torque Slope	3.262 Nm/kPa	6205	6205	6895	7584	Max. Diff. Press. (kPa)
Flow Range	1514 to 3407 Litre/min	20242	20242	22493	24744	Max. Torque (Nm)
RPG	0.04 rev/litre	9308	9308	10342	11376	Stall Diff. Press. (kPa)
Speed Range	66 to 149 RPM	30370	30370	33733	37109	Stall Torque (Nm)
Off Bottom Press.	951 kPa	288	279	283	305	Max. Recommended (kW)
		1551	1551	1724	1896	kPa Per Stage
		248	248	276	303	kPa Per Cavity
		0.0132	0.0124	0.0132	0.0137	Temperature Slope (mm/°C)



Performance characteristics are estimates based on nominal conditions and are for reference only. Actual performance may be affected by rotor/stator fit, temperature, and other operating conditions. The torque may exceed the capacity of connected components and threads. Operating above the recommended limits of either the power section or connected components may reduce product life and result in damage to the power section and connected components. Data is subject to change without notice.