

POWER SECTION

FIT INFORMATION - MINOR DIAMETER (in)				
Stator Size	DynaPower			
	HR	XR	XP	XE
1 Undersize				
Standard	5.634	5.634*	5.634*	5.634*
1 Oversize	5.663	5.663*	5.663*	5.663*
2 Oversize				
Nominal Fit at 75°F				
1 Undersize				
Standard	0.029	0.029*	0.029*	0.029*
1 Oversize	0.000	0.000*	0.000*	0.000*
2 Oversize				

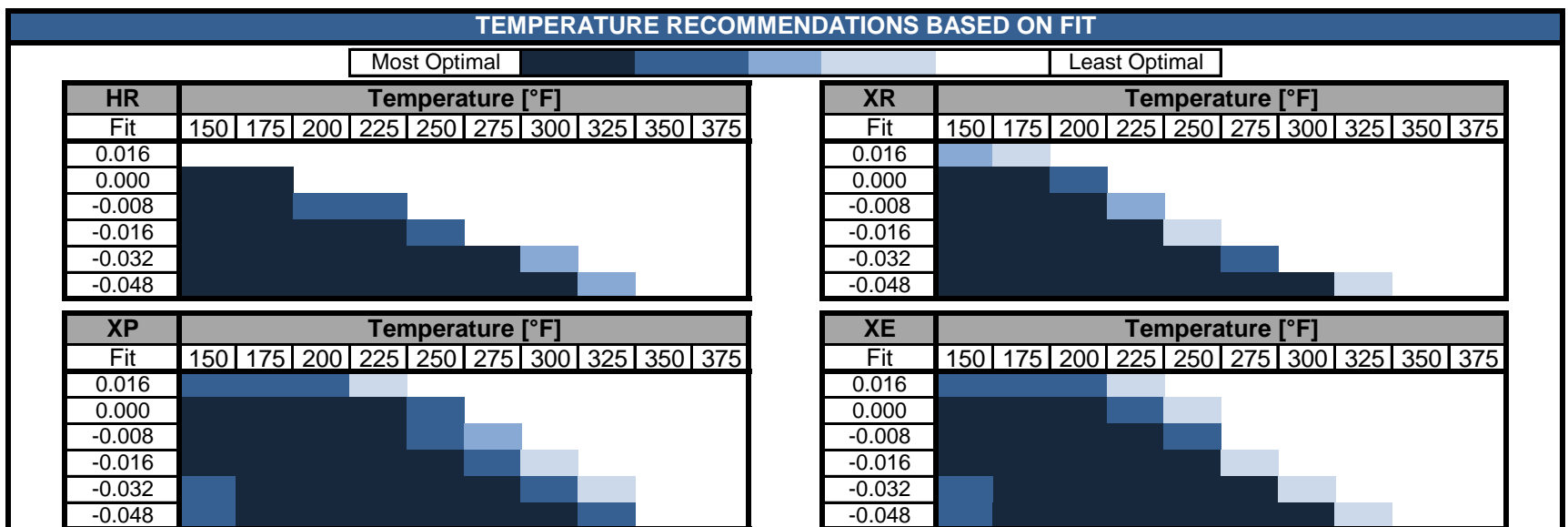
*Pending production measurements

ROTOR SPECIFICATIONS		STATOR SPECIFICATIONS	
Overall Length** (in)	234.5	Overall Length (in)	246.5
Contour Length** (in)	226.5	Cutback #1** (in)	10.0
Eccentricity (in)	0.355	Cutback #2** (in)	10.0
Major Diameter (in)	6.373	Tube O.D. (in)	11.25
Weight (lb)	1655	Tube I.D. (in)	7.85
Head Diameter*** (in)	6.00	Weight (lb)	3736
Material**	17-4SS		
Thread Form***	4 1/2 API REG		

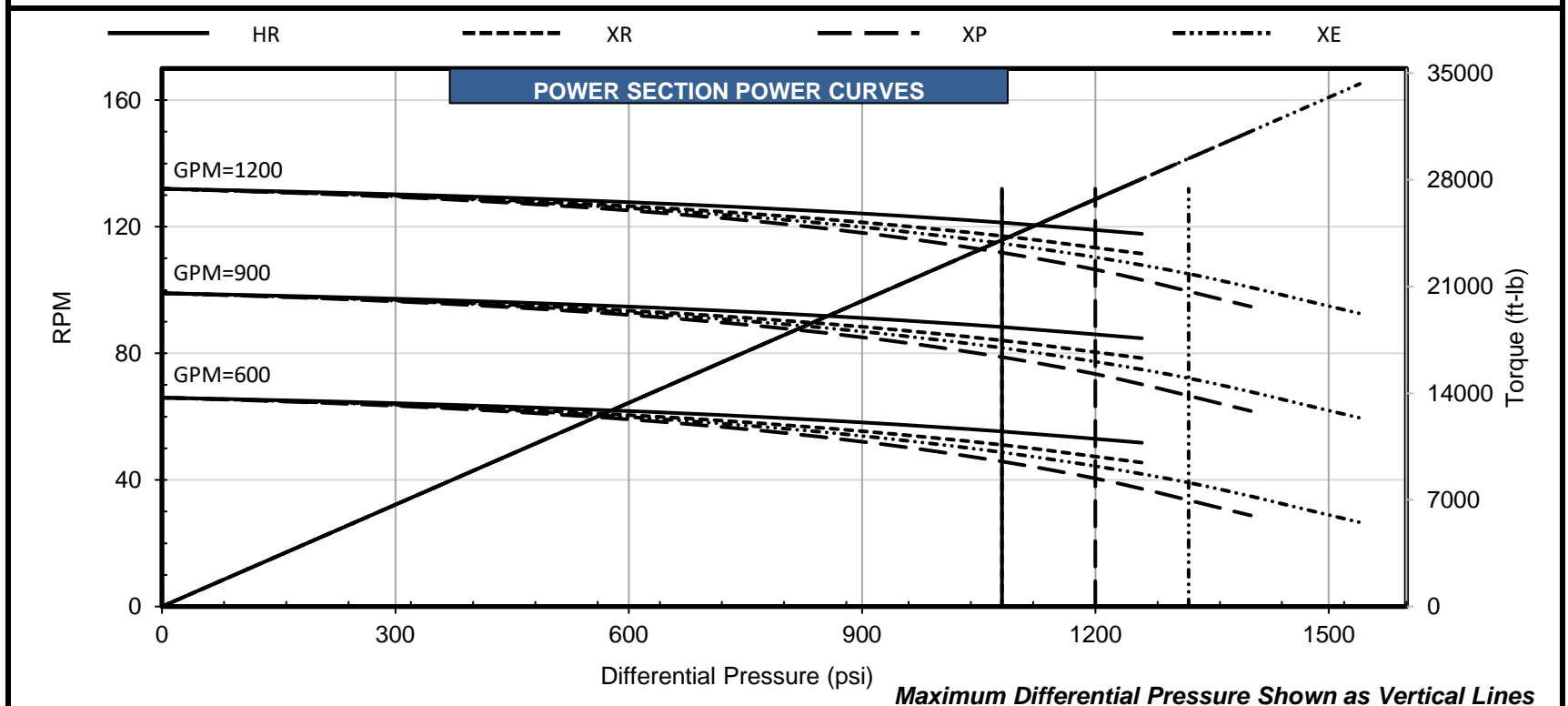
**Representative options given. Verify specific requirements before placing order.

***Customer specified

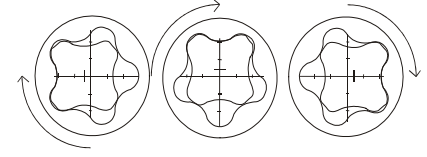
PERFORMANCE SPECIFICATIONS						
		HR	XR	XP	XE	
Torque Slope	22.268 ft-lb/psi					
Flow Range	600 to 1200 GPM					
RPG	0.110 rev/gal					
Speed Range	66 to 132 RPM					
Off Bottom Press.	172 psi					
		Max. Diff. Press. (psi)	1080	1080	1200	1320
		Max. Torque (ft-lb)	24050	24050	26720	29390
		Stall Diff. Press. (psi)	1620	1620	1800	1980
		Stall Torque (ft-lb)	36070	36070	40080	44090
		Max. Recommended (HP)	556	536	542	588
		PSI Per Stage	225	225	250	275
		PSI Per Cavity	34	34	38	42
		Temperature Slope (in/°F)	0.000409	0.000387	0.000409	0.000423



Fit / temperature guidance assumes run conditions and mud compatibility effects from global data analysis at max flow and recommended differential pressure for maximum life.



Performance characteristics are estimates based on nominal conditions and are for reference only. Actual performance may be affected by rotor/stator fit, temperature, and other operating conditions. The torque may exceed the capacity of connected components and threads. Operating above the recommended limits of either the power section or connected components may reduce product life and result in damage to the power section and connected components. Data is subject to change without notice.



POWER SECTION

FIT INFORMATION - MINOR DIAMETER (mm)				
Stator Size	DynaPower			
	HR	XR	XP	XE
1 Undersize				
Standard	143.10	143.10*	143.10*	143.10*
1 Oversize	143.84	143.84*	143.84*	143.84*
2 Oversize				
Nominal Fit at 75°F				
1 Undersize				
Standard	0.74	0.74*	0.74*	0.74*
1 Oversize	0.00	0.00*	0.00*	0.00*
2 Oversize				

*Pending production measurements


ROTOR SPECIFICATIONS		STATOR SPECIFICATIONS	
Overall Length** (mm)	5956.3	Overall Length (mm)	6261.1
Contour Length** (mm)	5753.1	Cutback #1** (mm)	254.0
Eccentricity (mm)	9.02	Cutback #2** (mm)	254.0
Major Diameter (mm)	161.87	Tube O.D. (mm)	285.8
Weight (kg)	751	Tube I.D. (mm)	199.4
Head Diameter*** (mm)	152.40	Weight (kg)	1695
Material**	17-4SS		
Thread Form***	4 1/2 API REG		

**Representative options given. Verify specific requirements before placing order.

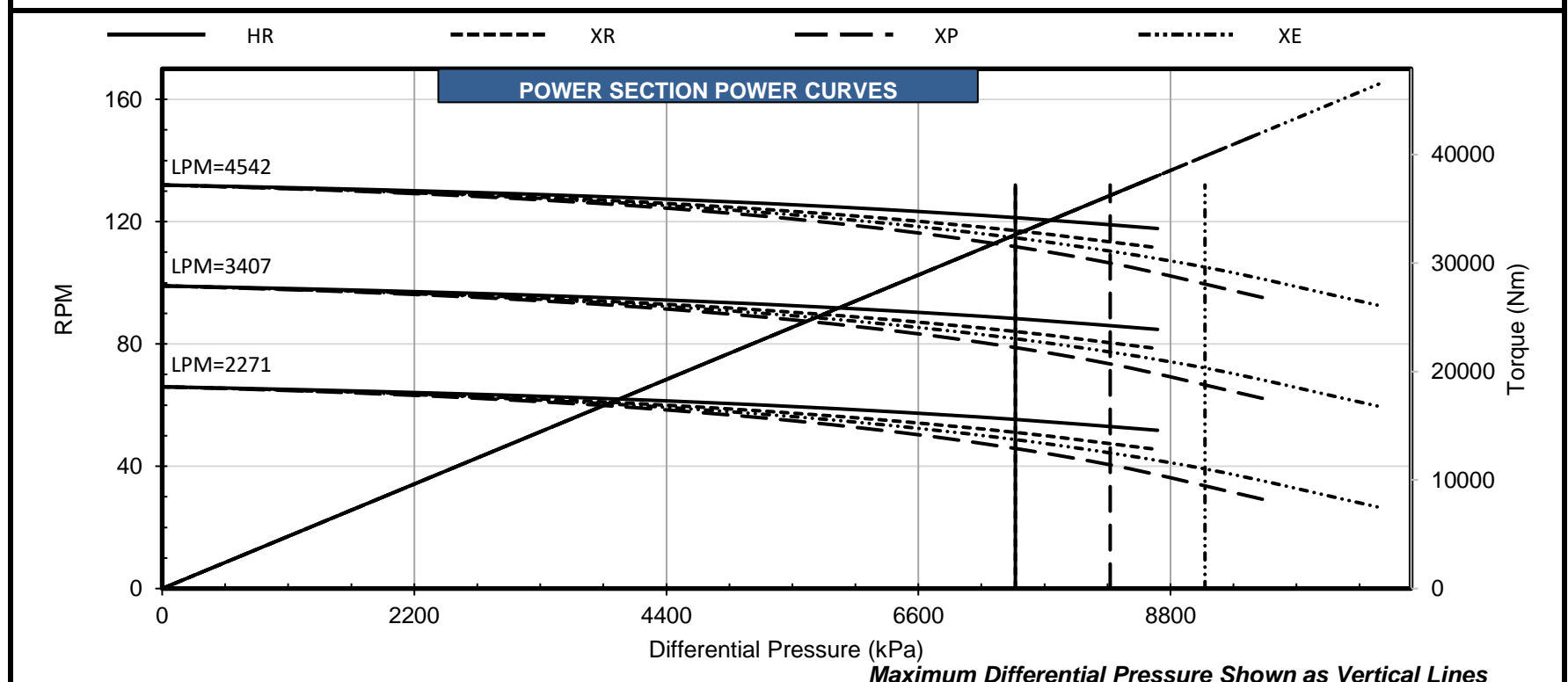
***Customer specified

PERFORMANCE SPECIFICATIONS						
		HR	XR	XP	XE	
Torque Slope	4.379 Nm/kPa					
Flow Range	2271 to 4542 Litre/min					
RPG	0.029 rev/litre					
Speed Range	66 to 132 RPM					
Off Bottom Press.	1186 kPa					
		Max. Diff. Press. (kPa)	7446	7446	8274	9101
		Max. Torque (Nm)	32607	32607	36227	39847
		Stall Diff. Press. (kPa)	11170	11170	12411	13652
		Stall Torque (Nm)	48904	48904	54341	59778
		Max. Recommended (kW)	414	400	404	439
		kPa Per Stage	1551	1551	1724	1896
		kPa Per Cavity	234	234	262	290
		Temperature Slope (mm/°C)	0.0187	0.0177	0.0187	0.0194

TEMPERATURE RECOMMENDATIONS BASED ON FIT



Fit / temperature guidance assumes run conditions and mud compatibility effects from global data analysis at max flow and [recommended differential pressure](#) for maximum life.



Performance characteristics are estimates based on nominal conditions and are for reference only. Actual performance may be affected by rotor/stator fit, temperature, and other operating conditions. The torque may exceed the capacity of connected components and threads. Operating above the recommended limits of either the power section or connected components may reduce product life and result in damage to the power section and connected components. Data is subject to change without notice.