

POWER SECTION

FIT INFORMATION - MINOR DIAMETER (in)				
Stator Size	DynaPower			
	HR	XR	XP	XE
1 Undersize	5.359	5.359*	5.359*	5.359*
Standard	5.402	5.402*	5.402*	5.402*
1 Oversize				
2 Oversize				
Nominal Fit at 75°F				
1 Undersize	-0.007	-0.007*	-0.007*	-0.007*
Standard	-0.050	-0.050*	-0.050*	-0.050*
1 Oversize				
2 Oversize				

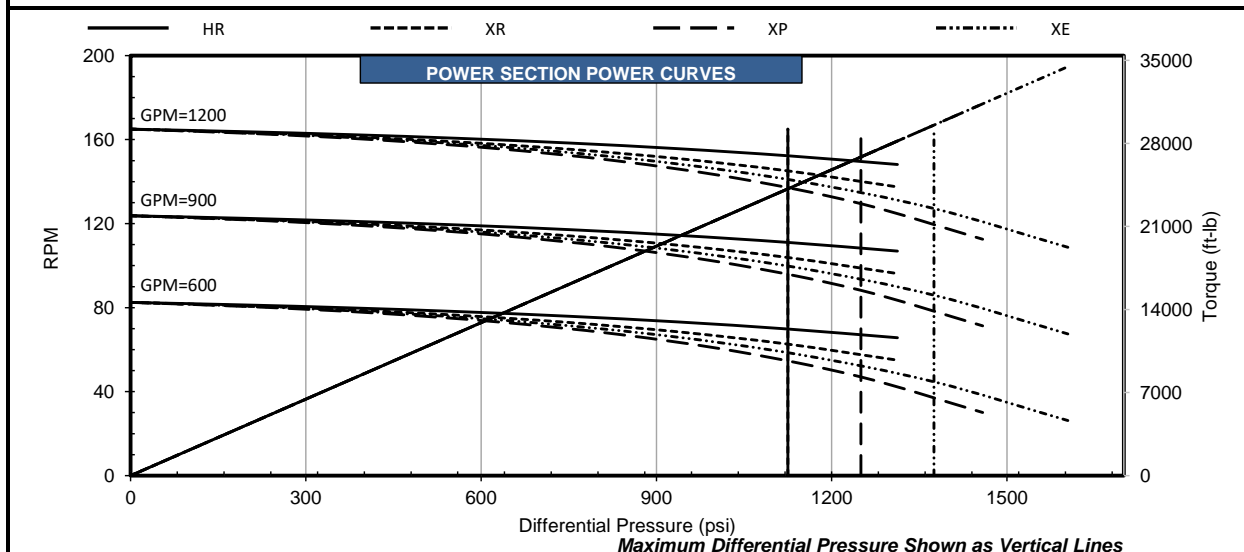
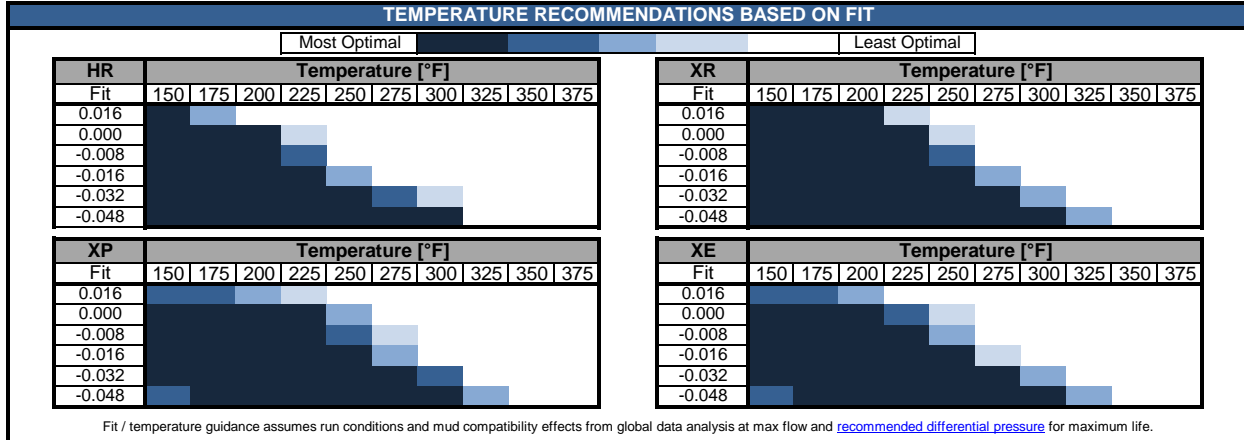
*Pending production measurements

ROTOR SPECIFICATIONS		STATOR SPECIFICATIONS	
Overall Length** (in)	222.0	Overall Length (in)	232.0
Contour Length** (in)	213.0	Cutback #1** (in)	10.0
Eccentricity (in)	0.472	Cutback #2** (in)	10.0
Major Diameter (in)	6.296	Tube O.D. (in)	11.50
Weight (lb)	1220	Tube I.D. (in)	7.88
Head Diameter*** (in)	6.50	Weight (lb)	3772
Material**	17-4SS		
Thread Form***	4.5 API IF		

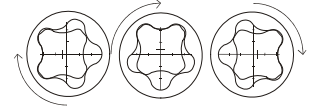
**Representative options given. Verify specific requirements before placing order.

***Customer specified

PERFORMANCE SPECIFICATIONS						
		HR	XR	XP	XE	
Torque Slope	21.487 ft-lb/psi					
Flow Range	600 to 1200 GPM					
RPG	0.138 rev/gal					
Speed Range	83 to 165 RPM					
Off Bottom Press.	153 psi					
		Max. Diff. Press. (psi)	1130	1130	1250	1380
		Max. Torque (ft-lb)	24170	24170	26860	29540
		Stall Diff. Press. (psi)	1690	1690	1880	2060
		Stall Torque (ft-lb)	36260	36260	40290	44320
		Max. Recommended (HP)	701	668	662	715
		PSI Per Stage	225	225	250	275
		PSI Per Cavity	45	45	50	55
		Temperature Slope (in/°F)	0.000451	0.000434	0.000451	0.000486



Performance characteristics are estimates based on nominal conditions and are for reference only. Actual performance may be affected by rotor/stator fit, temperature, and other operating conditions. The torque may exceed the capacity of connected components and threads. Operating above the recommended limits of either the power section or connected components may reduce product life and result in damage to the power section and connected components. Data is subject to change without notice.



POWER SECTION

FIT INFORMATION - MINOR DIAMETER (mm)				
Stator Size	DynaPower			
	HR	XR	XP	XE
1 Undersize	136.12	136.12*	136.12*	136.12*
Standard	137.21	137.21*	137.21*	137.21*
1 Oversize				
2 Oversize				
Nominal Fit at 75°F				
1 Undersize	-0.18	-0.18*	-0.18*	-0.18*
Standard	-1.27	-1.27*	-1.27*	-1.27*
1 Oversize				
2 Oversize				

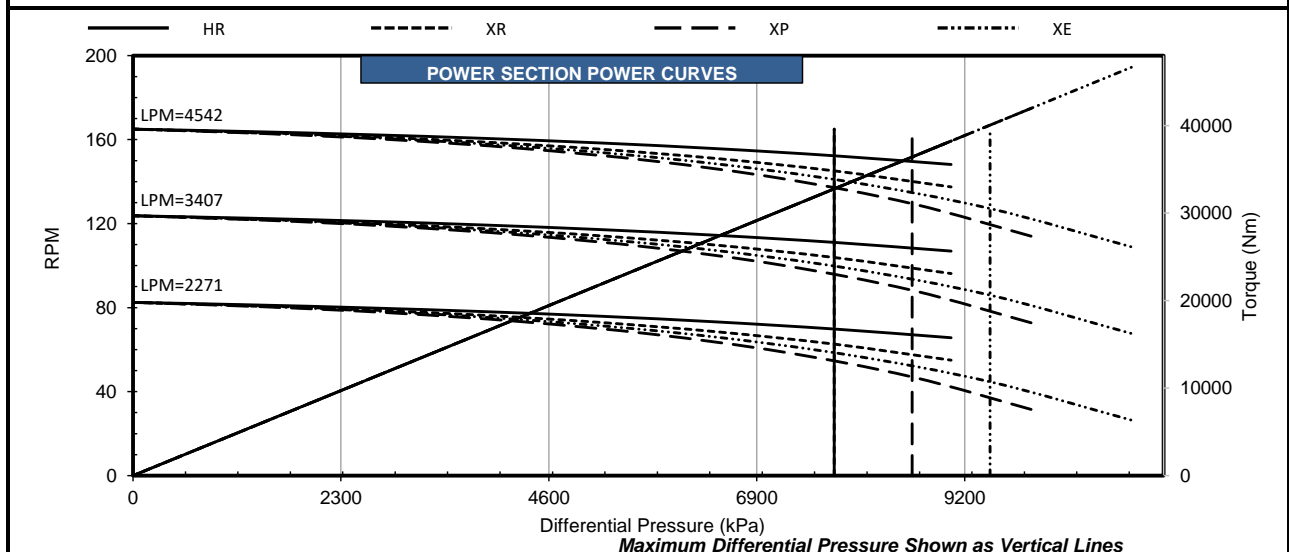
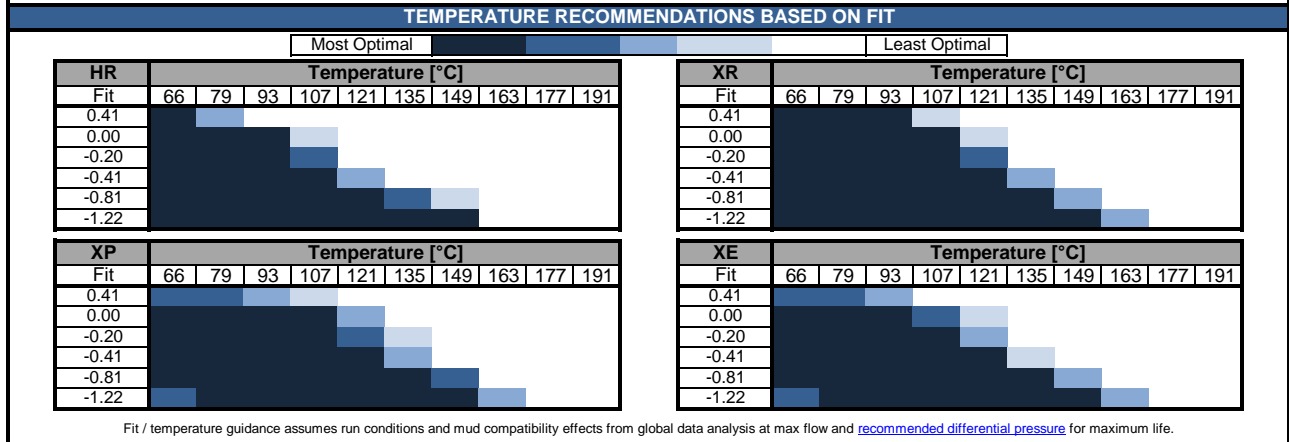
*Pending production measurements

ROTOR SPECIFICATIONS		STATOR SPECIFICATIONS	
Overall Length** (mm)	5638.8	Overall Length (mm)	5892.8
Contour Length** (mm)	5410.2	Cutback #1** (mm)	254.0
Eccentricity (mm)	11.99	Cutback #2** (mm)	254.0
Major Diameter (mm)	159.92	Tube O.D. (mm)	292.1
Weight (kg)	553	Tube I.D. (mm)	200.2
Head Diameter*** (mm)	165.10	Weight (kg)	1711
Material**	17-4SS		
Thread Form**	4.5 API IF		

**Representative options given. Verify specific requirements before placing order.

***Customer specified

PERFORMANCE SPECIFICATIONS						
		HR	XR	XP	XE	
Torque Slope	4.225 Nm/kPa	7791	7791	8618	9515	
Flow Range	2271 to 4542 Litre/min	32770	32770	36417	40051	
RPG	0.036 rev/litre	11652	11652	12962	14203	
Speed Range	83 to 165 RPM	49162	49162	54626	60090	
Off Bottom Press.	1055 kPa	523	498	494	534	
		kPa Per Stage	1551	1551	1724	1896
		kPa Per Cavity	310	310	345	379
		Temperature Slope (mm/°C)	0.0206	0.0198	0.0206	0.0222



Performance characteristics are estimates based on nominal conditions and are for reference only. Actual performance may be affected by rotor/stator fit, temperature, and other operating conditions. The torque may exceed the capacity of connected components and threads. Operating above the recommended limits of either the power section or connected components may reduce product life and result in damage to the power section and connected components. Data is subject to change without notice.