

POWER SECTION

FIT INFORMATION - MINOR DIAMETER (in)				
Stator Size	DynaPower			
	HR	XR	XP	XE
1 Undersize	2.570		2.570*	2.570*
Standard	2.584		2.584*	2.584*
1 Oversize				
2 Oversize	2.625		2.625*	2.625*
Nominal Fit at 75°F				
1 Undersize	0.030		0.030*	0.030*
Standard	0.016		0.016*	0.016*
1 Oversize				
2 Oversize	-0.025		-0.025*	-0.025*

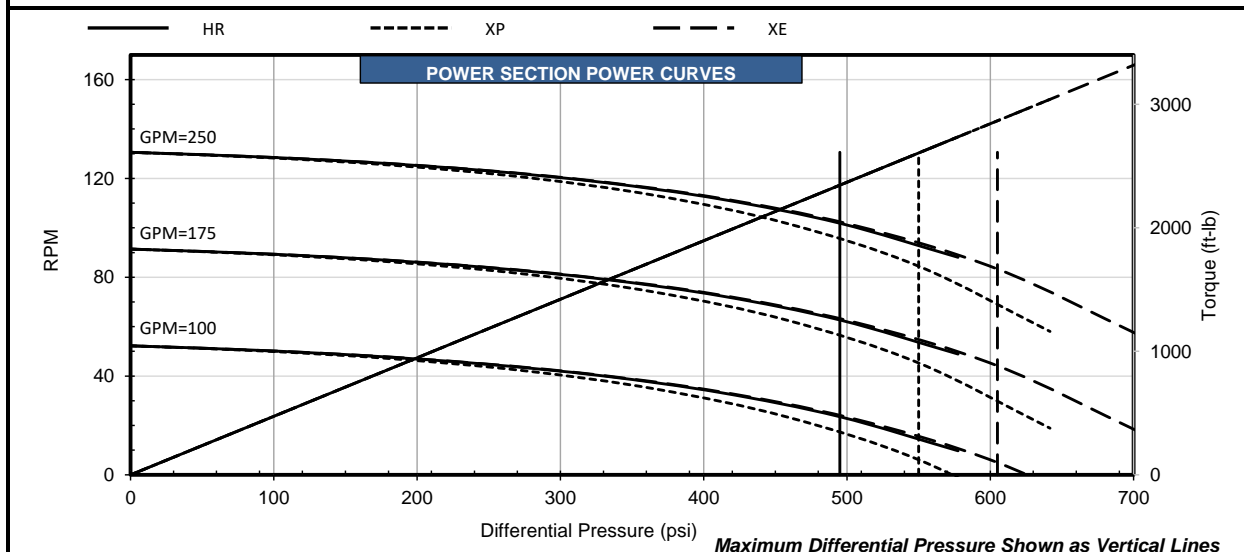
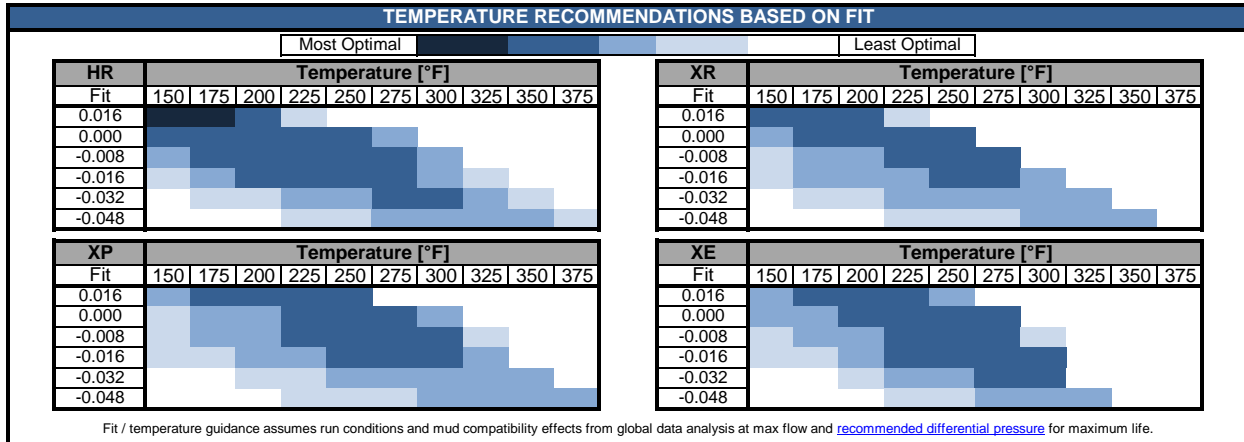
*Pending production measurements

ROTOR SPECIFICATIONS		STATOR SPECIFICATIONS	
Overall Length** (in)	107.0	Overall Length (in)	115.8
Contour Length** (in)	101.0	Cutback #1** (in)	8.0
Eccentricity (in)	0.168	Cutback #2** (in)	8.0
Major Diameter (in)	2.936	Tube O.D. (in)	4.75
Weight (lb)	159	Tube I.D. (in)	3.75
Head Diameter*** (in)	2.75	Weight (lb)	236
Material**	17-4SS		
Thread Form***	2 3/8 HEF Mod Flat		

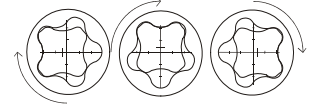
**Representative options given. Verify specific requirements before placing order.

***Customer specified

PERFORMANCE SPECIFICATIONS					
		HR	XR	XP	XE
Torque Slope	4.738 ft-lb/psi				
Flow Range	100 to 250 GPM				
RPG	0.522 rev/gal				
Speed Range	52 to 131 RPM				
Off Bottom Press.	61 psi				
		Max. Diff. Press. (psi)	500	550	610
		Max. Torque (ft-lb)	2350	2610	2870
		Stall Diff. Press. (psi)	740	830	910
		Stall Torque (ft-lb)	3520	3910	4300
		Max. Recommended (HP)	45	42	45
		PSI Per Stage	225	250	275
		PSI Per Cavity	47	52	57
		Temperature Slope (in/°F)	0.000224	0.000224	0.000234



Performance characteristics are estimates based on nominal conditions and are for reference only. Actual performance may be affected by rotor/stator fit, temperature, and other operating conditions. The torque may exceed the capacity of connected components and threads. Operating above the recommended limits of either the power section or connected components may reduce product life and result in damage to the power section and connected components. Data is subject to change without notice.



POWER SECTION

FIT INFORMATION - MINOR DIAMETER (mm)				
Stator Size	DynaPower			
	HR	XR	XP	XE
1 Undersize	65.28		65.28*	65.28*
Standard	65.63		65.63*	65.63*
1 Oversize				
2 Oversize	66.68		66.68*	66.68*
Nominal Fit at 75°F				
1 Undersize	0.76		0.76*	0.76*
Standard	0.41		0.41*	0.41*
1 Oversize				
2 Oversize	-0.64		-0.64*	-0.64*

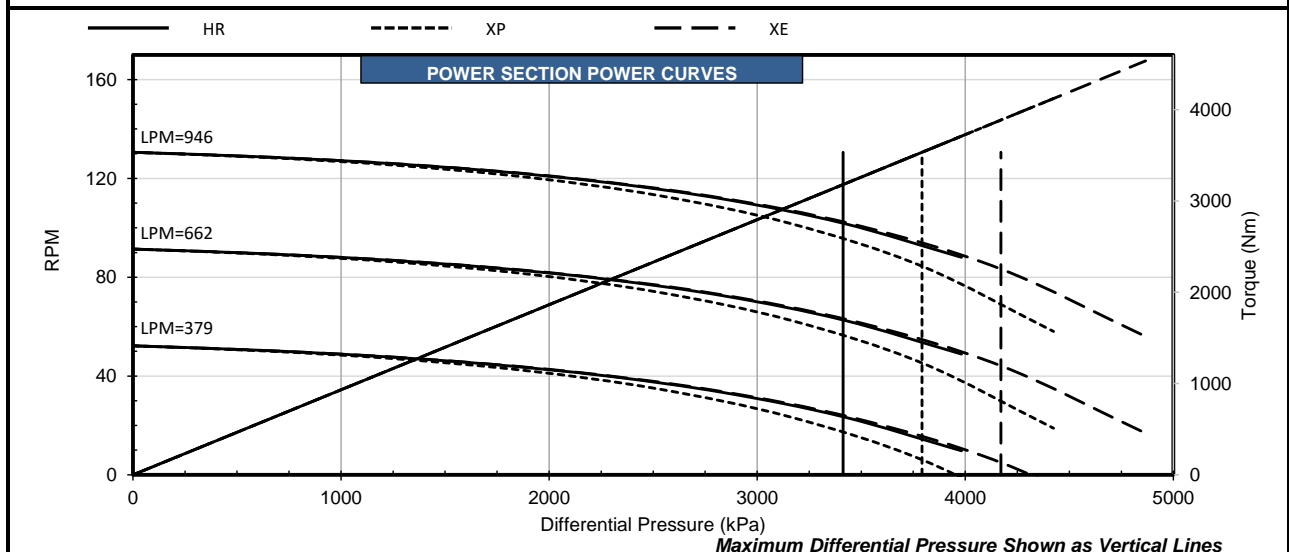
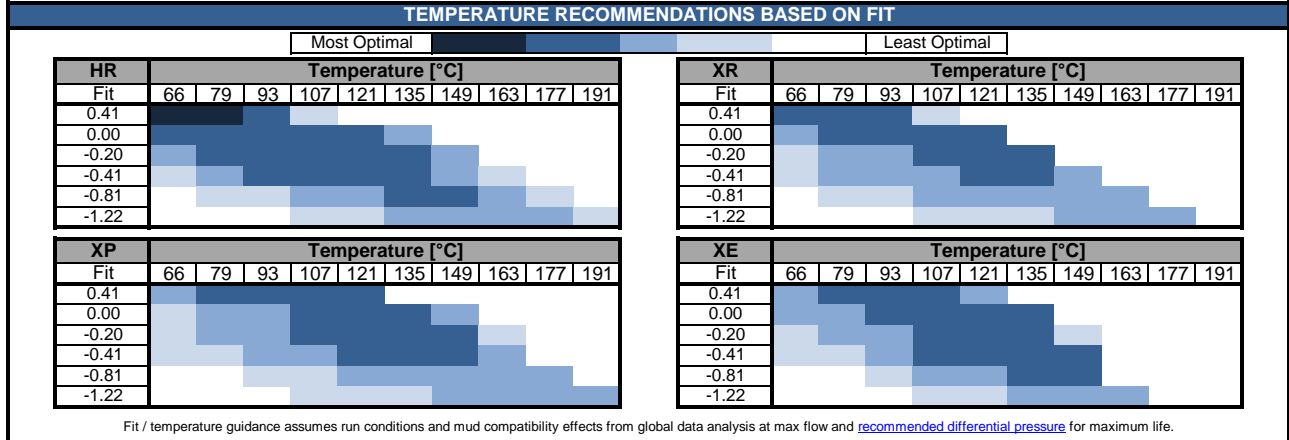
*Pending production measurements

ROTOR SPECIFICATIONS		STATOR SPECIFICATIONS	
Overall Length** (mm)	2717.8	Overall Length (mm)	2941.3
Contour Length** (mm)	2565.4	Cutback #1** (mm)	203.2
Eccentricity (mm)	4.27	Cutback #2** (mm)	203.2
Major Diameter (mm)	74.57	Tube O.D. (mm)	120.7
Weight (kg)	72	Tube I.D. (mm)	95.3
Head Diameter*** (mm)	69.85	Weight (kg)	107
Material**	17-4SS		
Thread Form**	2 3/8 HEF Mod Flat		

**Representative options given. Verify specific requirements before placing order.

***Customer specified

PERFORMANCE SPECIFICATIONS					
		HR	XR	XP	XE
Torque Slope	0.932 Nm/kPa				
Flow Range	379 to 946 Litre/min				
RPG	0.138 rev/litre				
Speed Range	52 to 131 RPM				
Off Bottom Press.	421 kPa				
		Max. Diff. Press. (kPa)	3447	3792	4206
		Max. Torque (Nm)	3186	3539	3891
		Stall Diff. Press. (kPa)	5102	5723	6274
		Stall Torque (Nm)	4772	5301	5830
		Max. Recommended (kW)	34	31	34
		kPa Per Stage	1551	1724	1896
		kPa Per Cavity	324	359	393
		Temperature Slope (mm/°C)	0.0102	0.0102	0.0107



Performance characteristics are estimates based on nominal conditions and are for reference only. Actual performance may be affected by rotor/stator fit, temperature, and other operating conditions. The torque may exceed the capacity of connected components and threads. Operating above the recommended limits of either the power section or connected components may reduce product life and result in damage to the power section and connected components. Data is subject to change without notice.