

POWER SECTION

FIT INFORMATION - MINOR DIAMETER (in)				
Stator Size	DynaPower			
	HR	XR	XP	XE
1 Undersize	2.737		2.737*	2.737*
Standard	2.752	2.760	2.752*	2.752*
1 Oversize	2.764	2.758*	2.764*	2.764*
2 Oversize				
Nominal Fit at 75°F				
1 Undersize	0.011		0.011*	0.011*
Standard	-0.004	-0.012	-0.004*	-0.004*
1 Oversize	-0.016	-0.010*	-0.016*	-0.016*
2 Oversize				

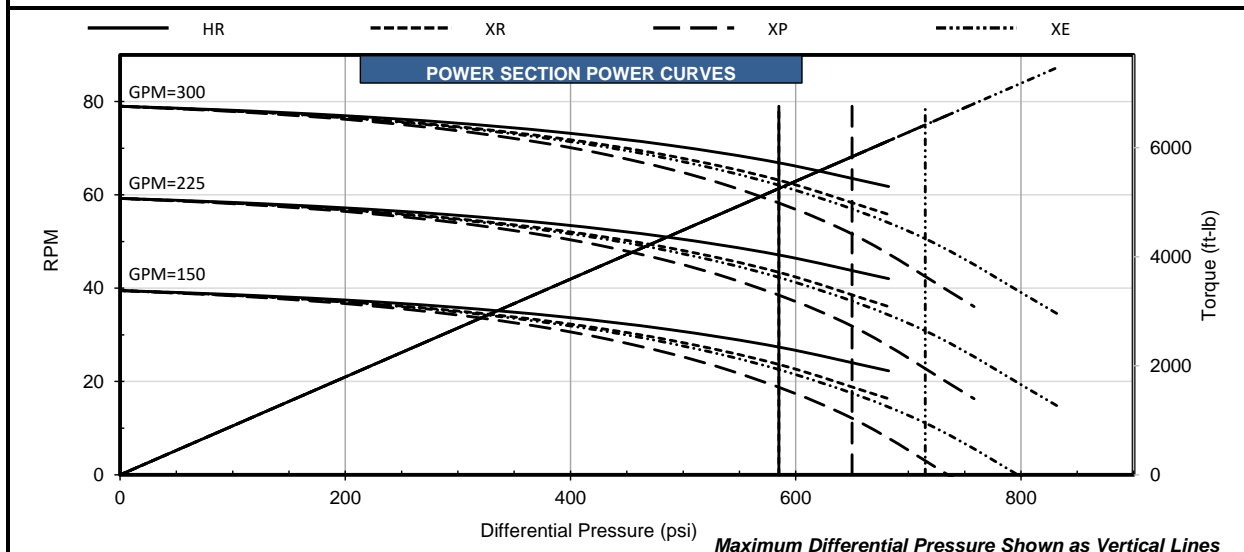
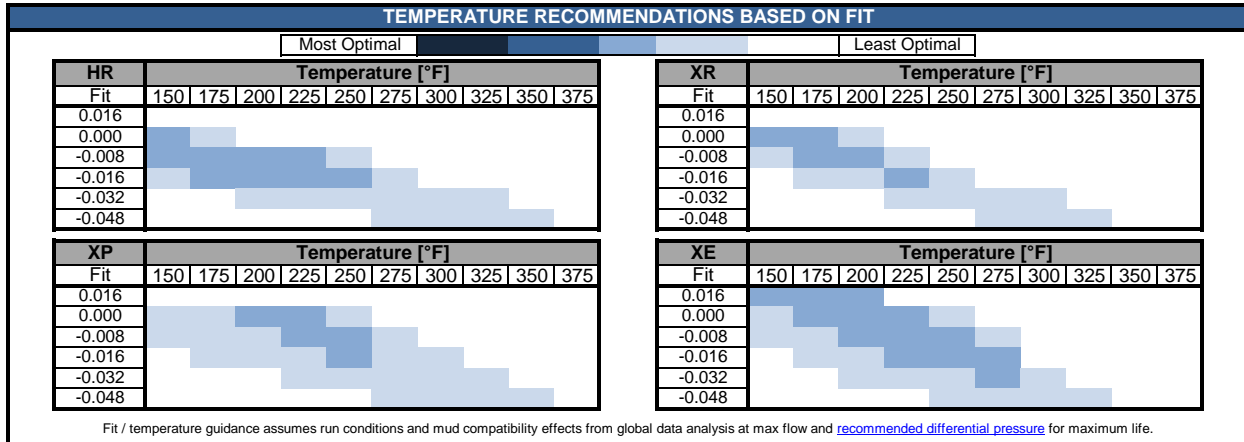
*Pending production measurements

ROTOR SPECIFICATIONS		STATOR SPECIFICATIONS	
Overall Length** (in)	220.0	Overall Length (in)	229.3
Contour Length** (in)	214.3	Cutback #1** (in)	8.0
Eccentricity (in)	0.174	Cutback #2** (in)	8.0
Major Diameter (in)	3.095	Tube O.D. (in)	4.75
Weight (lb)	362	Tube I.D. (in)	3.75
Head Diameter*** (in)	2.75	Weight (lb)	403
Material**	17-4SS		
Thread Form***	2 3/8 HEF Mod Flat		

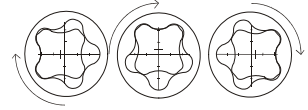
**Representative options given. Verify specific requirements before placing order.

***Customer specified

PERFORMANCE SPECIFICATIONS						
		HR	XR	XP	XE	
Torque Slope	8.974 ft-lb/psi					
Flow Range	150 to 300 GPM					
RPG	0.263 rev/gal					
Speed Range	39 to 79 RPM					
Off Bottom Press.	46 psi					
		Max. Diff. Press. (psi)	590	590	650	720
		Max. Torque (ft-lb)	5250	5250	5830	6420
		Stall Diff. Press. (psi)	880	880	980	1070
		Stall Torque (ft-lb)	7880	7880	8750	9620
		Max. Recommended (HP)	67	63	57	62
		PSI Per Stage	225	225	250	275
		PSI Per Cavity	42	42	47	52
		Temperature Slope (in/°F)	0.000233	0.000220	0.000233	0.000244



Performance characteristics are estimates based on nominal conditions and are for reference only. Actual performance may be affected by rotor/stator fit, temperature, and other operating conditions. The torque may exceed the capacity of connected components and threads. Operating above the recommended limits of either the power section or connected components may reduce product life and result in damage to the power section and connected components. Data is subject to change without notice.



POWER SECTION

FIT INFORMATION - MINOR DIAMETER (mm)				
Stator Size	DynaPower			
	HR	XR	XP	XE
1 Undersize	69.52		69.52*	69.52*
Standard	69.90	70.10	69.90*	69.90*
1 Oversize	70.21	70.05*	70.21*	70.21*
2 Oversize				
Nominal Fit at 75°F				
1 Undersize	0.28		0.28*	0.28*
Standard	-0.10	-0.30	-0.10*	-0.10*
1 Oversize	-0.41	-0.25*	-0.41*	-0.41*
2 Oversize				

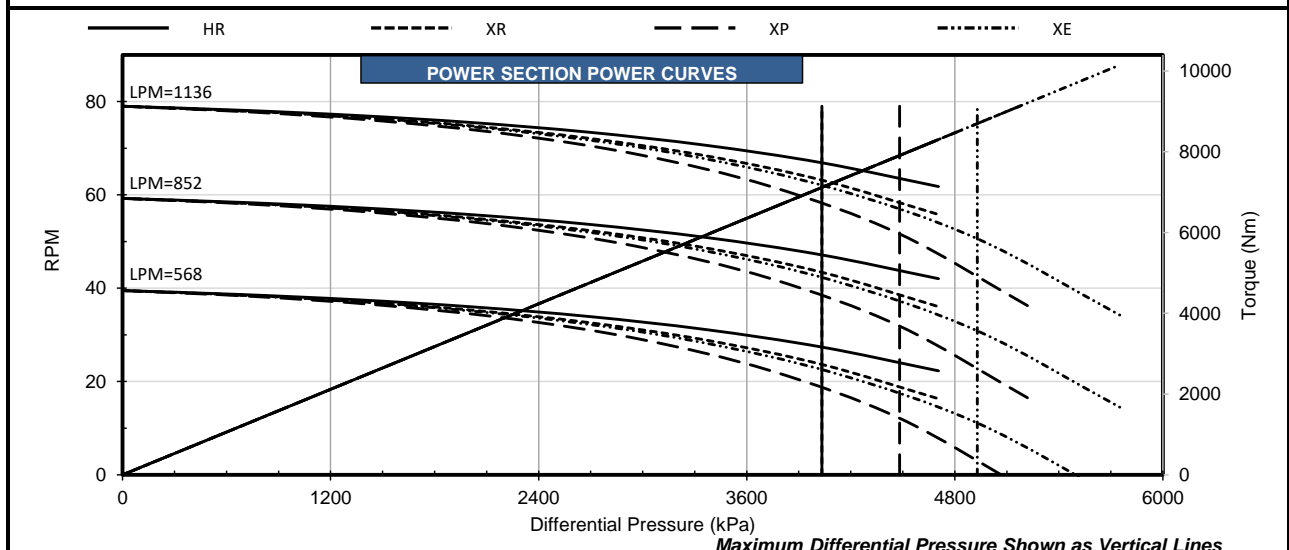
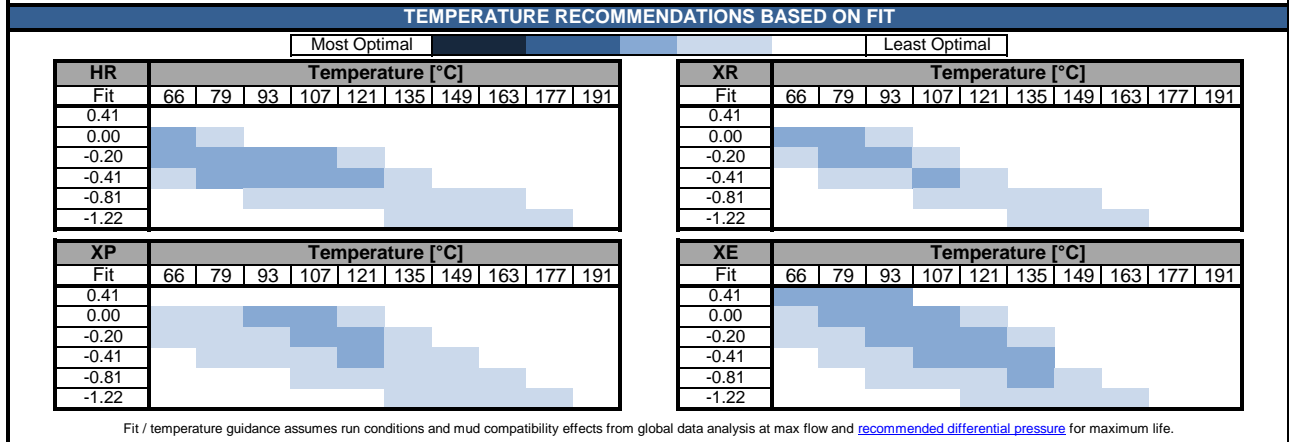
*Pending production measurements

ROTOR SPECIFICATIONS		STATOR SPECIFICATIONS	
Overall Length** (mm)	5588.0	Overall Length (mm)	5824.2
Contour Length** (mm)	5443.2	Cutback #1** (mm)	203.2
Eccentricity (mm)	4.41	Cutback #2** (mm)	203.2
Major Diameter (mm)	78.61	Tube O.D. (mm)	120.7
Weight (kg)	164	Tube I.D. (mm)	95.3
Head Diameter*** (mm)	69.85	Weight (kg)	183
Material**	17-4SS		
Thread Form**	2 3/8 HEF Mod Flat		

**Representative options given. Verify specific requirements before placing order.

***Customer specified

PERFORMANCE SPECIFICATIONS						
		HR	XR	XP	XE	
Torque Slope	1.765 Nm/kPa	4068	4068	4482	4964	
Flow Range	568 to 1136 Litre/min	7118	7118	7904	8704	
RPG	0.070 rev/litre	6067	6067	6757	7377	
Speed Range	39 to 79 RPM	10684	10684	11863	13043	
Off Bottom Press.	317 kPa	50	47	43	46	
		kPa Per Stage	1551	1551	1724	1896
		kPa Per Cavity	290	290	324	359
		Temperature Slope (mm/°C)	0.0106	0.0101	0.0106	0.0111



Performance characteristics are estimates based on nominal conditions and are for reference only. Actual performance may be affected by rotor/stator fit, temperature, and other operating conditions. The torque may exceed the capacity of connected components and threads. Operating above the recommended limits of either the power section or connected components may reduce product life and result in damage to the power section and connected components. Data is subject to change without notice.