

POWER SECTION

FIT INFORMATION - MINOR DIAMETER (in)				
Stator Size	DynaPower			
	HR	XR	XP	XE
1 Undersize	2.757	2.764*	2.757*	2.757*
0.5 Oversize	2.777	2.783*	2.777*	2.777*
1 Oversize	2.789*		2.789	2.789*
2 Oversize	2.794	2.797*	2.794*	2.794*
Nominal Fit at 75°F				
1 Undersize	0.012	0.005*	0.012*	0.012*
0.5 Oversize	-0.008	-0.014*	-0.008*	-0.008*
1 Oversize	-0.020*		-0.020	-0.020*
2 Oversize	-0.025	-0.028*	-0.025*	-0.025*

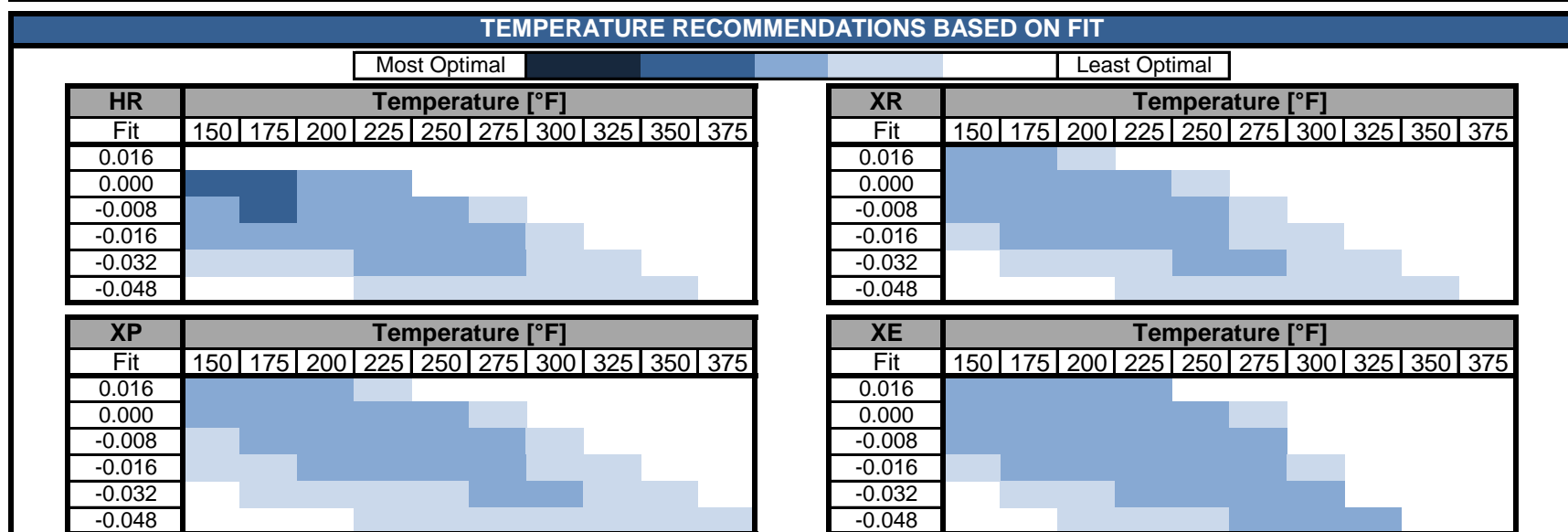
*Pending production measurements

ROTOR SPECIFICATIONS		STATOR SPECIFICATIONS	
Overall Length** (in)	214.8	Overall Length (in)	235.0
Contour Length** (in)	208.8	Cutback #1** (in)	8.0
Eccentricity (in)	0.177	Cutback #2** (in)	15.5
Major Diameter (in)	3.122	Tube O.D. (in)	4.75
Weight (lb)	356	Tube I.D. (in)	3.88
Head Diameter*** (in)	3.25	Weight (lb)	426
Material**	17-4SS		
Thread	2 3/8 HEF		
Form***			

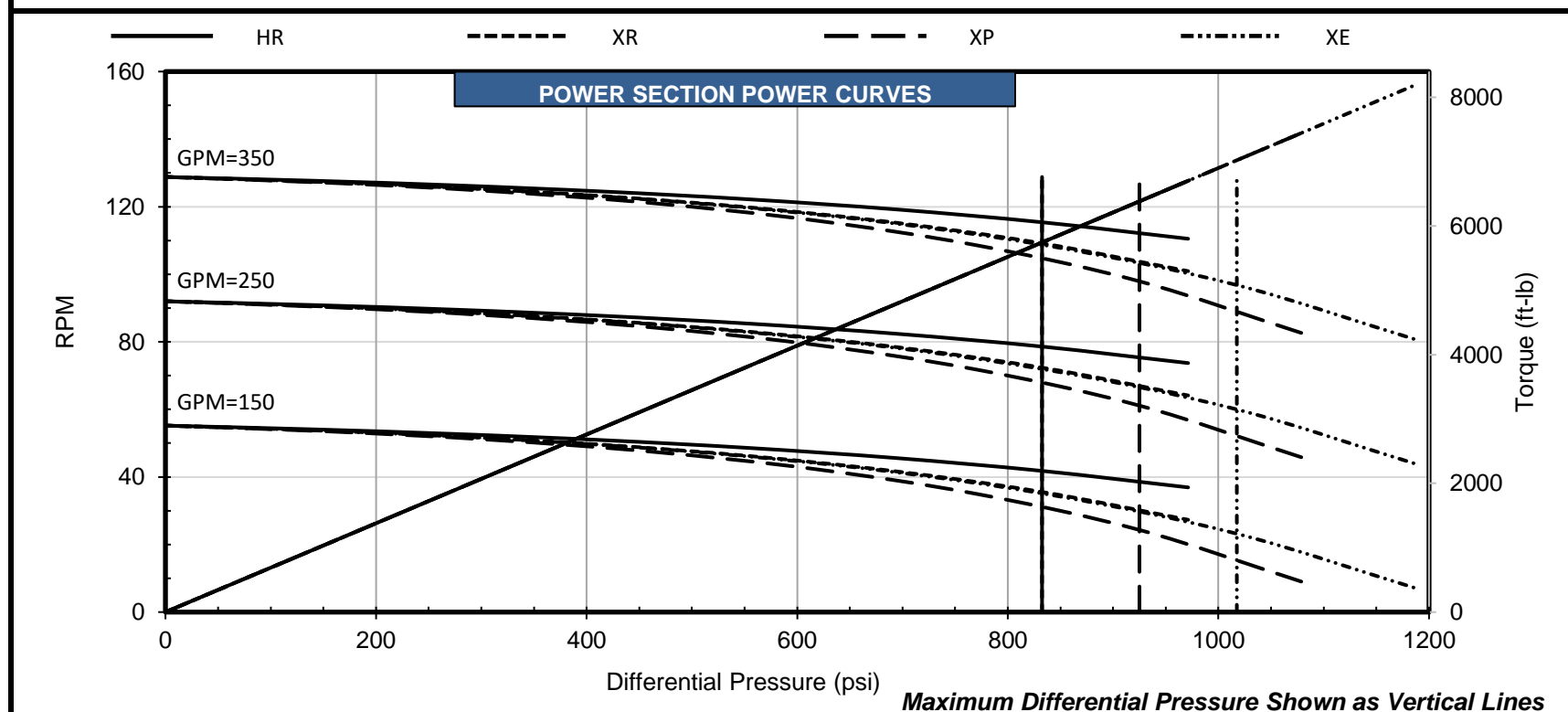
**Representative options given. Verify specific requirements before placing order.

***Customer specified

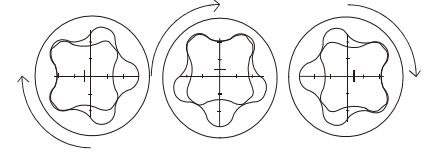
PERFORMANCE SPECIFICATIONS						
		HR	XR	XP	XE	
Torque Slope	6.901 ft-lb/psi					
Flow Range	150 to 350 GPM					
RPG	0.368 rev/gal					
Speed Range	55 to 129 RPM					
Off Bottom Press.	66 psi					
		Max. Diff. Press. (psi)	830	830	930	1020
		Max. Torque (ft-lb)	5750	5750	6380	7020
		Stall Diff. Press. (psi)	1250	1250	1390	1530
		Stall Torque (ft-lb)	8620	8620	9580	10530
		Max. Recommended (HP)	126	119	119	129
		PSI Per Stage	225	225	250	275
		PSI Per Cavity	37	37	41	45
		Temperature Slope (in/°F)	0.000207	0.000196	0.000207	0.000215



Fit / temperature guidance assumes run conditions and mud compatibility effects from global data analysis at max flow and recommended differential pressure for maximum life.



Performance characteristics are estimates based on nominal conditions and are for reference only. Actual performance may be affected by rotor/stator fit, temperature, and other operating conditions. The torque may exceed the capacity of connected components and threads. Operating above the recommended limits of either the power section or connected components may reduce product life and result in damage to the power section and connected components. Data is subject to change without notice.



POWER SECTION

FIT INFORMATION - MINOR DIAMETER (mm)				
Stator Size	DynaPower			
	HR	XR	XP	XE
1 Undersize	70.03	70.21*	70.03*	70.03*
0.5 Oversize	70.54	70.69*	70.54*	70.54*
1 Oversize	70.84*		70.84	70.84*
2 Oversize	70.97	71.04*	70.97*	70.97*
Nominal Fit at 75°F				
1 Undersize	0.30	0.13*	0.30*	0.30*
0.5 Oversize	-0.20	-0.36*	-0.20*	-0.20*
1 Oversize	-0.51*		-0.51	-0.51*
2 Oversize	-0.64	-0.71*	-0.64*	-0.64*

*Pending production measurements

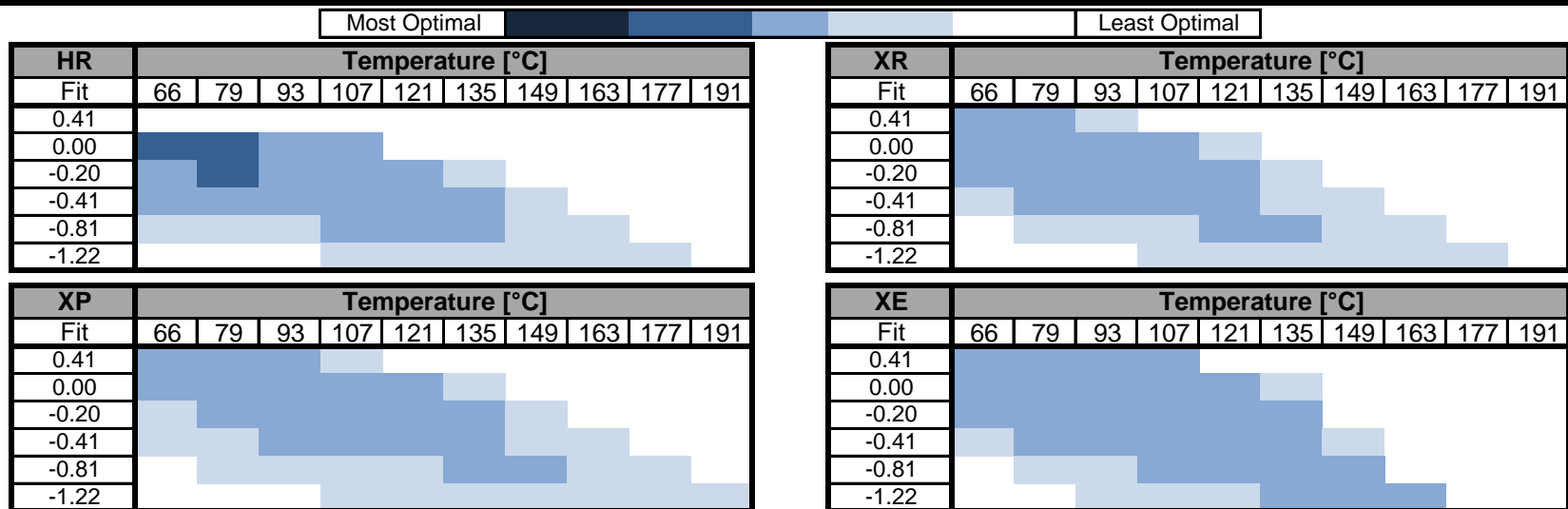
ROTOR SPECIFICATIONS		STATOR SPECIFICATIONS	
Overall Length** (mm)	5455.9	Overall Length (mm)	5969.0
Contour Length** (mm)	5303.5	Cutback #1** (mm)	203.2
Eccentricity (mm)	4.48	Cutback #2** (mm)	393.7
Major Diameter (mm)	79.30	Tube O.D. (mm)	120.7
Weight (kg)	161	Tube I.D. (mm)	98.6
Head Diameter*** (mm)	82.55	Weight (kg)	193
Material**	17-4SS		
Thread Form***	2 3/8 HEF		

**Representative options given. Verify specific requirements before placing order.

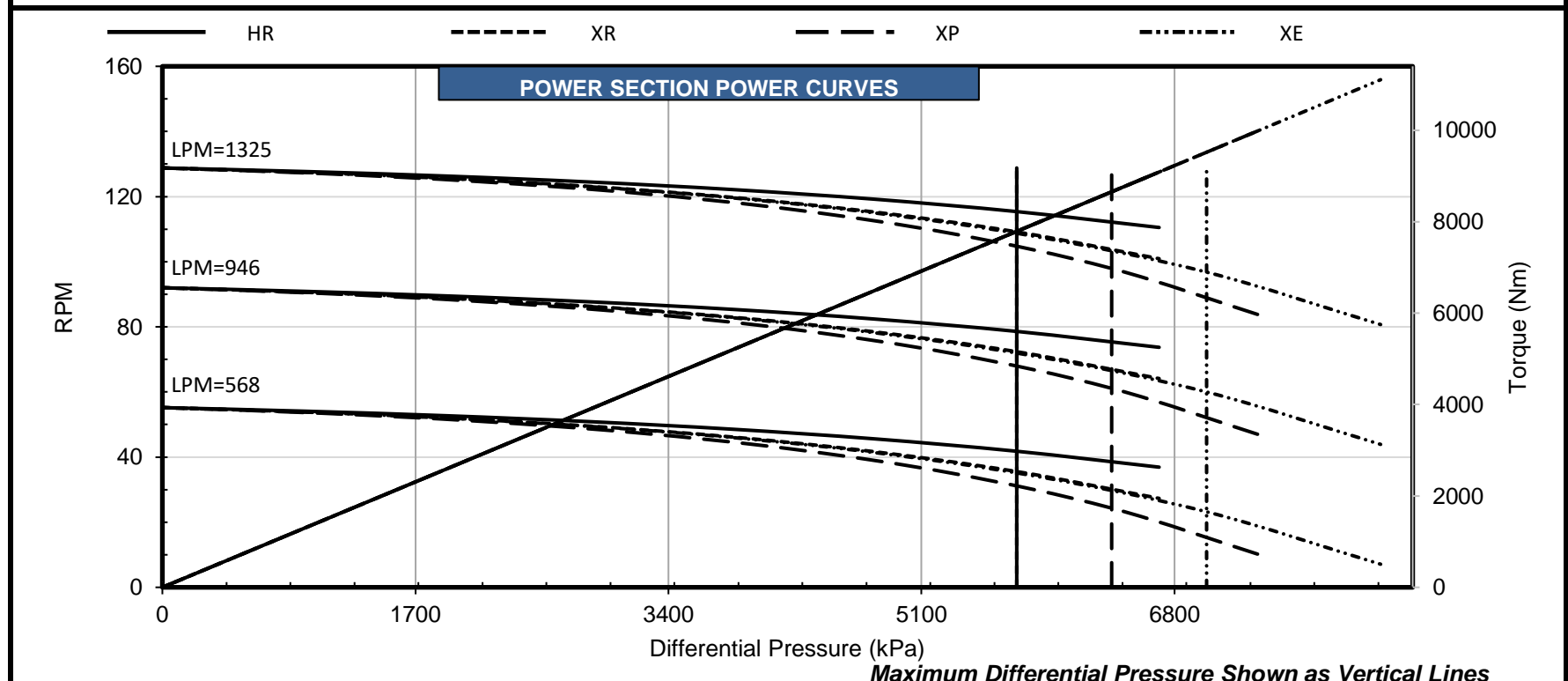
***Customer specified

PERFORMANCE SPECIFICATIONS						
		HR	XR	XP	XE	
Torque Slope	1.357 Nm/kPa	5723	5723	6412	7033	Max. Diff. Press. (kPa)
Flow Range	568 to 1325 Litre/min	7796	7796	8650	9518	Max. Torque (Nm)
RPG	0.097 rev/litre	8618	8618	9584	10549	Stall Diff. Press. (kPa)
Speed Range	55 to 129 RPM	11687	11687	12989	14277	Stall Torque (Nm)
Off Bottom Press.	455 kPa	94	89	89	97	Max. Recommended (kW)
		1551	1551	1724	1896	kPa Per Stage
		255	255	283	310	kPa Per Cavity
		0.0095	0.0089	0.0095	0.0098	Temperature Slope (mm/°C)

TEMPERATURE RECOMMENDATIONS BASED ON FIT



Fit / temperature guidance assumes run conditions and mud compatibility effects from global data analysis at max flow and [recommended differential pressure](#) for maximum life.



Performance characteristics are estimates based on nominal conditions and are for reference only. Actual performance may be affected by rotor/stator fit, temperature, and other operating conditions. The torque may exceed the capacity of connected components and threads. Operating above the recommended limits of either the power section or connected components may reduce product life and result in damage to the power section and connected components. Data is subject to change without notice.