

## POWER SECTION

FIT INFORMATION - MINOR DIAMETER (in)				
Stator Size	DynaPower			
	HR	XR	XP	XE
1 Undersize	2.912*	2.919	2.912*	2.912*
Standard				
1 Oversize				
2 Oversize				
Nominal Fit at 75°F				
1 Undersize	0.017*	0.010	0.017*	0.017*
Standard				
1 Oversize				
2 Oversize				

\*Pending production measurements

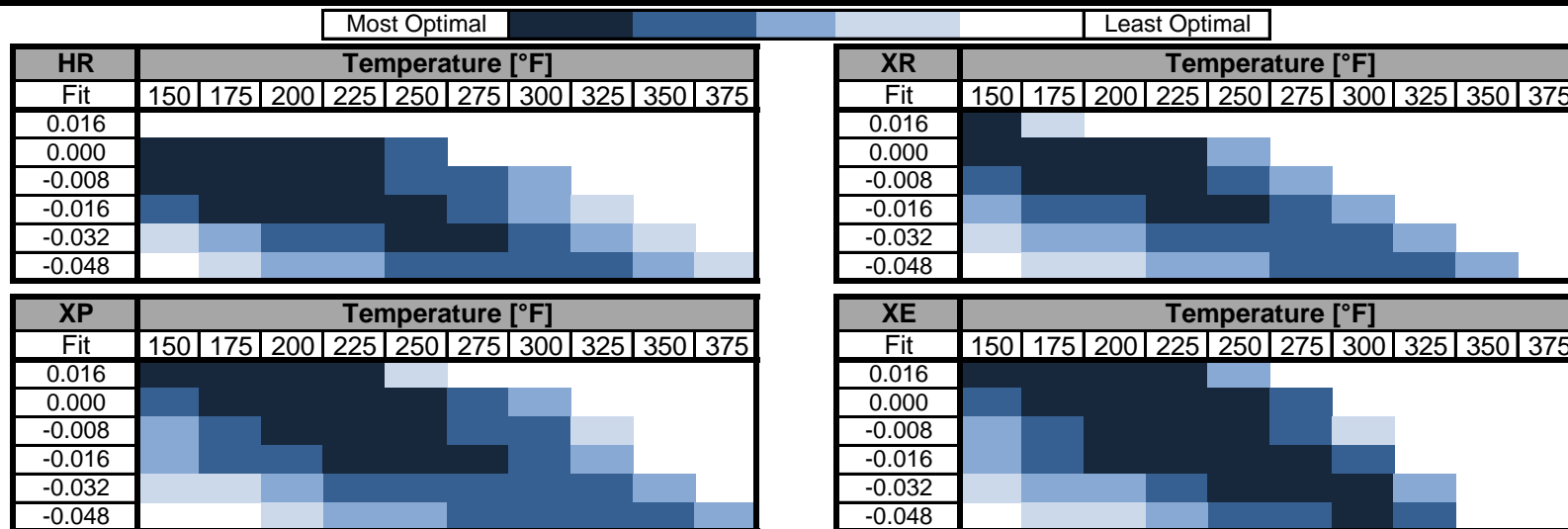
ROTOR SPECIFICATIONS		STATOR SPECIFICATIONS	
Overall Length** (in)	TBD	Overall Length (in)	280.0
Contour Length** (in)	266.0	Cutback #1** (in)	8.0
Eccentricity (in)	0.195	Cutback #2** (in)	8.0
Major Diameter (in)	3.319	Tube O.D. (in)	5.00
Weight (lb)	TBD	Tube I.D. (in)	4.00
Head Diameter*** (in)	TBD	Weight (lb)	527
Material**	145 KSI 17-4SS		
Thread Form***	TBD		

\*\*Representative options given. Verify specific requirements before placing order.

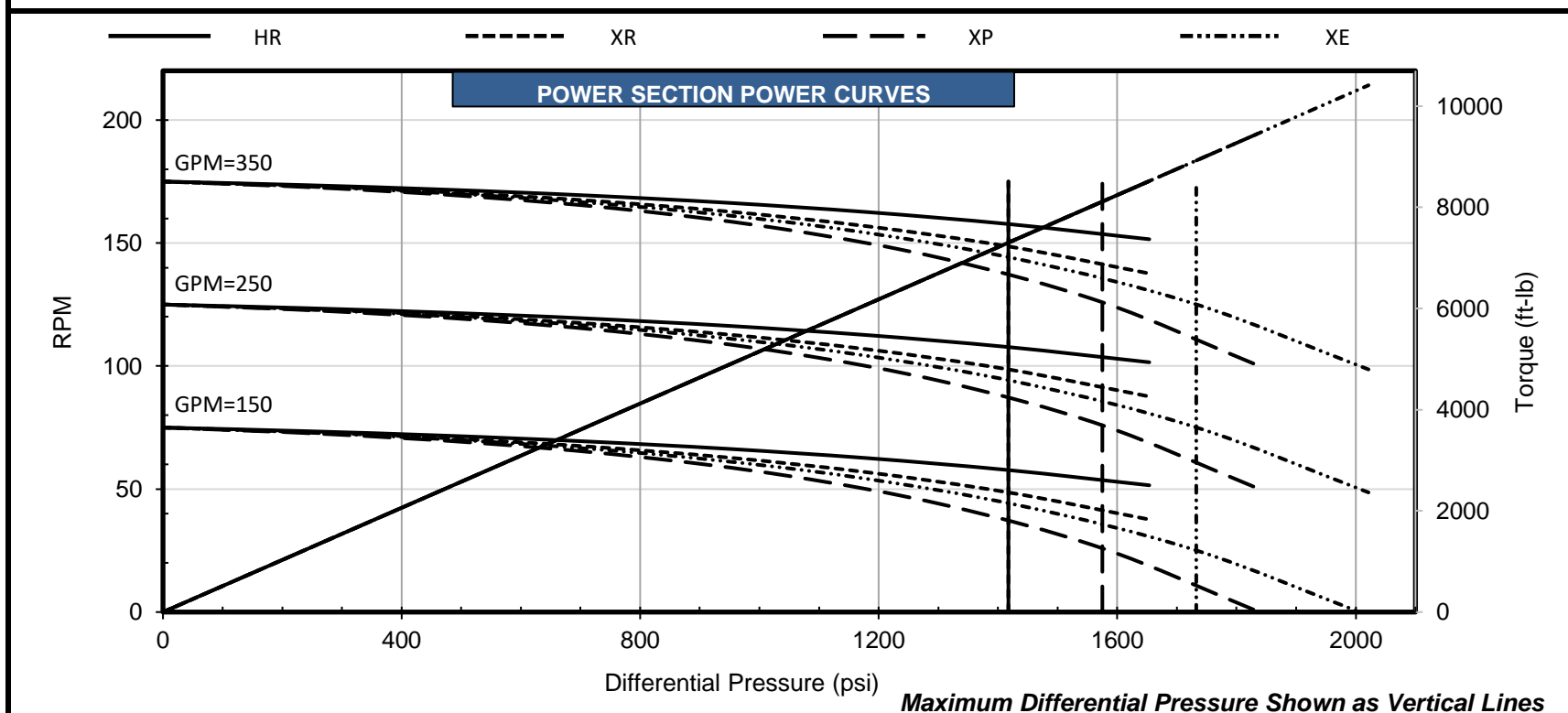
\*\*\*Customer specified

PERFORMANCE SPECIFICATIONS						
		HR	XR	XP	XE	
Torque Slope	5.152 ft-lb/psi	1420	1420	1580	1730	Max. Diff. Press. (psi)
Flow Range	150 to 350 GPM	7300	7300	8110	8930	Max. Torque (ft-lb)
RPG	0.500 rev/gal	2130	2130	2360	2600	Stall Diff. Press. (psi)
Speed Range	75 to 175 RPM	10950	10950	12170	13390	Stall Torque (ft-lb)
Off Bottom Press.	90 psi	219	207	195	213	Max. Recommended (HP)
		225	225	250	275	PSI Per Stage
		37	37	41	45	PSI Per Cavity
		0.000247	0.000231	0.000247	0.000257	Temperature Slope (in/°F)

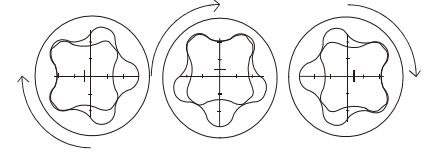
### TEMPERATURE RECOMMENDATIONS BASED ON FIT



Fit / temperature guidance assumes run conditions and mud compatibility effects from global data analysis at max flow and recommended differential pressure for maximum life.



Performance characteristics are estimates based on nominal conditions and are for reference only. Actual performance may be affected by rotor/stator fit, temperature, and other operating conditions. The torque may exceed the capacity of connected components and threads. Operating above the recommended limits of either the power section or connected components may reduce product life and result in damage to the power section and connected components. Data is subject to change without notice.



## POWER SECTION

FIT INFORMATION - MINOR DIAMETER (mm)				
Stator Size	DynaPower			
	HR	XR	XP	XE
1 Undersize	73.96*	74.14	73.96*	73.96*
Standard				
1 Oversize				
2 Oversize				
Nominal Fit at 75°F				
1 Undersize	0.43*	0.25	0.43*	0.43*
Standard				
1 Oversize				
2 Oversize				

\*Pending production measurements

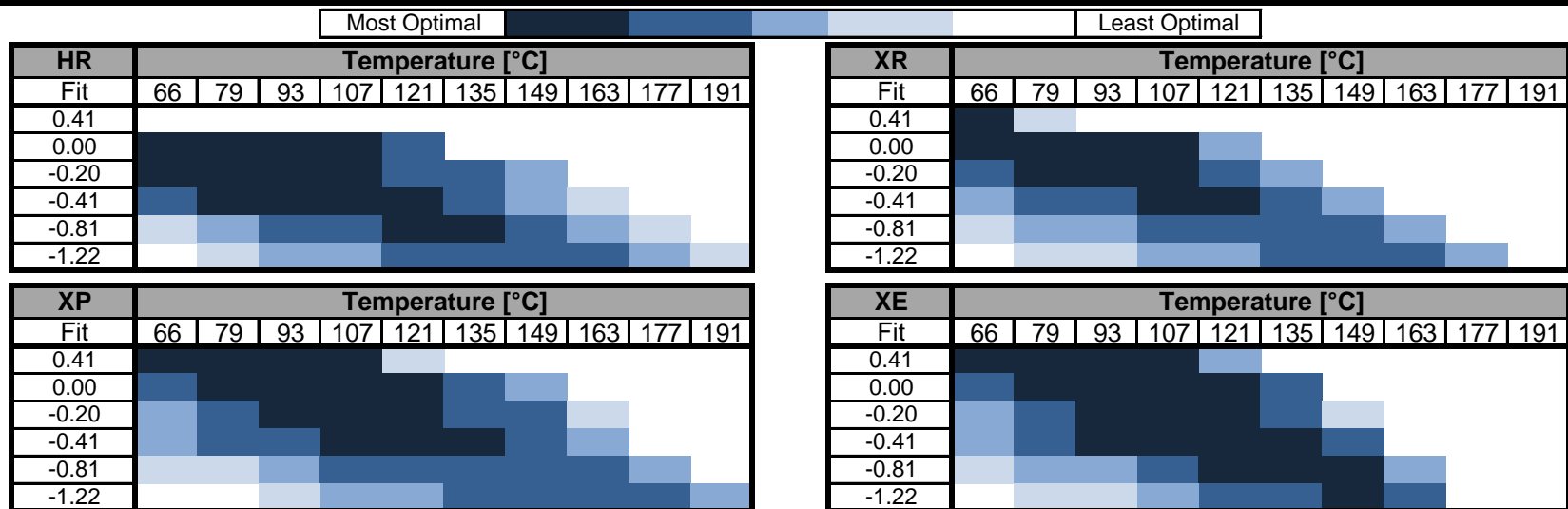
ROTOR SPECIFICATIONS		STATOR SPECIFICATIONS	
Overall Length** (mm)	TBD	Overall Length (mm)	7112.0
Contour Length** (mm)	6756.4	Cutback #1** (mm)	203.2
Eccentricity (mm)	4.95	Cutback #2** (mm)	203.2
Major Diameter (mm)	84.30	Tube O.D. (mm)	127.0
Weight (kg)	TBD	Tube I.D. (mm)	101.6
Head Diameter*** (mm)	TBD	Weight (kg)	239
Material**	145 KSI 17-4SS		
Thread Form***	TBD		

\*\*Representative options given. Verify specific requirements before placing order.

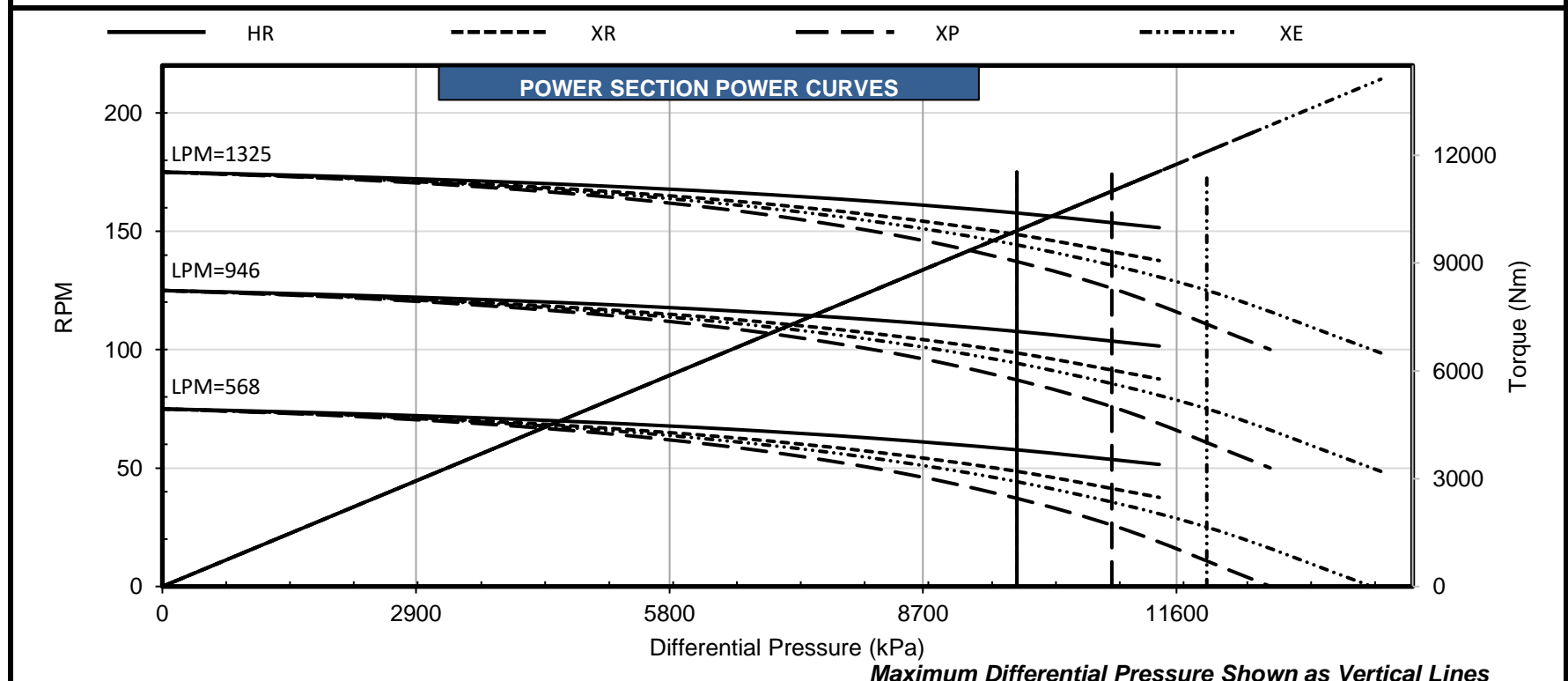
\*\*\*Customer specified

PERFORMANCE SPECIFICATIONS						
		HR	XR	XP	XE	
Torque Slope	1.013 Nm/kPa					
Flow Range	568 to 1325 Litre/min					
RPG	0.132 rev/litre					
Speed Range	75 to 175 RPM					
Off Bottom Press.	621 kPa					
		Max. Diff. Press. (kPa)	9791	9791	10894	11928
		Max. Torque (Nm)	9897	9897	10996	12107
		Stall Diff. Press. (kPa)	14686	14686	16272	17926
		Stall Torque (Nm)	14846	14846	16500	18154
		Max. Recommended (kW)	164	154	145	159
		kPa Per Stage	1551	1551	1724	1896
		kPa Per Cavity	255	255	283	310
		Temperature Slope (mm/°C)	0.0113	0.0106	0.0113	0.0118

### TEMPERATURE RECOMMENDATIONS BASED ON FIT



Fit / temperature guidance assumes run conditions and mud compatibility effects from global data analysis at max flow and [recommended differential pressure](#) for maximum life.



Performance characteristics are estimates based on nominal conditions and are for reference only. Actual performance may be affected by rotor/stator fit, temperature, and other operating conditions. The torque may exceed the capacity of connected components and threads. Operating above the recommended limits of either the power section or connected components may reduce product life and result in damage to the power section and connected components. Data is subject to change without notice.